


CONNECTICUT



DEPARTMENT OF TRANSPORTATION

2012
DRAFT
STATEWIDE TRANSPORTATION
IMPROVEMENT PROGRAM
(STIP)

**2012 DRAFT STATEWIDE TRANSPORTATION
IMPROVEMENT PROGRAM
(STIP)**

**PREPARED BY
CONNECTICUT DEPARTMENT OF TRANSPORTATION
P.O.BOX 317546-2800 BERLIN TURNPIKE
NEWINGTON, CONNECTICUT 06131-7546**

**IN COOPERATION WITH THE
U.S. DEPARTMENT OF TRANSPORTATION
FEDERAL HIGHWAY ADMINISTRATION
AND
FEDERAL TRANSIT ADMINISTRATION
AND
THE REGIONAL PLANNING ORGANIZATIONS
September 2011**

TABLE OF CONTENTS

INTRODUCTION	7
STIP DEVELOPMENT	9
FUNDING SOURCES FOR THE STIP	12
FEDERAL FUNDS	12
<i>Interstate Maintenance (IM) (90/10).....</i>	<i>12</i>
<i>National Highway System (NHS) (80/20).....</i>	<i>12</i>
<i>Surface Transportation Program (STP) (80/20)</i>	<i>13</i>
<i>Highway Safety Improvement Program (HSIP) (90/10).....</i>	<i>14</i>
<i>Highway Bridge Replacement and Rehabilitation Program (BRXZ)</i>	<i>14</i>
<i>High Priority Projects (HPP) (80/20).....</i>	<i>14</i>
<i>Congestion Mitigation and Air Quality Program (CMAQ) (80/20)</i>	<i>15</i>
<i>Ferry Boat Discretionary (FBD) (80/20)</i>	<i>15</i>
<i>Historic Covered Bridge Preservation (HCBPP)(80/20).....</i>	<i>16</i>
<i>National Corridor Planning and Development (NCPD) (80/20)</i>	<i>16</i>
<i>Recreational Trails (RT)(80/20).....</i>	<i>16</i>
<i>Scenic Byways Program (SB)(80/20)</i>	<i>16</i>
<i>Transportation and Community and System Preservation Program (TCSP) (80/20).....</i>	<i>17</i>
<i>Section 330 ,115,117, 112, 120 & 378 (100).....</i>	<i>17</i>
<i>Safe Routes to School (SRSI) (100)</i>	<i>17</i>
<i>FTA Section 5316 Job Access and Reverse Commute Grants (50/50)</i>	<i>18</i>
<i>FTA Section 5317 New Freedoms Initiative (50/50)</i>	<i>18</i>
<i>FTA Section 5309 Capital Funding Program.....</i>	<i>18</i>
<i>FTA Section 5307 Capital and Subsidy (Operating) Program.....</i>	<i>18</i>
<i>FTA Section 5310 Capital Program.....</i>	<i>19</i>
<i>FTA Section 5311 Capital & Operating Program.....</i>	<i>20</i>
STATE FUNDING	20
LOCAL FUNDING	20
FINANCIAL PLAN.....	21
OPERATION AND MAINTENANCE.....	22
AIR QUALITY CONFORMITY FINDING.....	23
ADOPTION SCHEDULE AND PUBLIC INVOLVEMENT PROCESS	24
FIGURES	25
FIGURE I – CT MAP – REGIONAL PLANNING ORGANIZATIONS	27
FIGURE II – Non –ATTAINMENT STATUE FOR OZONE AND PM2.5	28
TABLES	29
TABLE 1 SAFETEA-LU FFY-2014 AUTHORIZED VERSUS FINAL STIP (000’s) HIGHWAY PROGRAMS TABLE 1.....	31
TABLE 1 SAFETEA-LU FFY-2014 AUTHORIZED VERSUS FINAL STIP (000’s) HIGHWAY PROGRAMS TABLE 1.....	31
TABLE 2 SAFETEA-LU FFY-2014 AUTHORIZED VERSUS FINAL STIP(000’s) HIGHWAY PROGRAMS CONTINUED.....	32
TABLE 3 SAFETEA-LU FFY-2014 AUTHORIZED VERSUS FINAL STIP(000’s) PUBLIC TRANSIT PROGRAMS	33
TABLE 4 SAFETEA-LU FFY-2014 AUTHORIZED VERSUS FINAL STIP (000’s) PUBLIC TRANSIT PROGRAMS CONTINUED.....	34
TABLE 5 ESTIMATED DOT OPERATING BUDGET	35

APPENDICES 37
APPENDIX A - GLOSSARY OF TERMS USED IN 2012 STIP 38
APPENDIX B –ACRONYMS USED IN 2012 STIP APPENDIX C –DRAFT 2012 STIP 41
APPENDIX C –DRAFT 2012 STIP 45
**APPENDIX D DRAFT 2012 STIP – REQUIRED APPROVALS FOR STATEWIDE AND
DISTRICTWIDE PROJECTS..... 63**

INTRODUCTION

WHAT IS A STIP?

The Statewide Transportation Improvement Program (STIP) is a four - year financial document that lists all projects expected to be funded in those four years with Federal participation. This present document covers federal fiscal years 2012, 2013, 2014, 2015 and future funding in FYI. The 2012 STIP will be updated periodically throughout its life. The Connecticut Department of Transportation (Department), Office of Policy, develops this document in **cooperation** with the ten Metropolitan Planning Organizations (MPOs) and in **consultation** with the four Rural Regional Planning Organizations (RPOs). See Figure 1 for Planning Region map.

The STIP has been developed in accordance with the terms and provisions of the Safe, Accountable, Flexible, and Efficient Transportation Equity Act: A Legacy for Users (SAFETEA-LU) and the Clean Air Act Amendments of 1990 and all regulations issued pursuant thereto. According to these regulations, a STIP:

1. must be developed once every four years;
2. must cover a minimum of four years;
3. must list projects in order by year;
4. must be financially constrained by year;
5. must include a financial plan that demonstrates which projects can be implemented using current and anticipated revenue sources;
6. must include all significant projects that could affect air quality;
7. must come from conforming State and Regional Long Range Plans;
8. must be found in conformity with the State Implementation Plan (SIP); and
9. individual project entries must contain the following information:
 - Project description, including sufficient detail to identify the project phase and, in non-attainment or maintenance areas, sufficient description to permit air quality analysis according to the U.S. Environmental Protection Agency's (EPA) conformity regulations.
 - Specific project budget, including, total cost, Federal share and source by year, other funding shares and sources, by year and
 - Identification of the Americans with Disabilities Act implementation project elements.

The 2012 - 2015 STIP fulfills these requirements.

The STIP, which is multimodal, includes investments in various modes, such as transit, highways, and bicycle facilities. The STIP is the means of implementing the goals and objectives identified in Long-Range Regional and State Transportation Plans. Only those projects for which construction and operating funds can reasonably be expected to be available are included. Without TIP/STIP inclusion, a project is ineligible for federal funding.

The TIP/STIP is required by the Clean Air Act section 176(c) to meet Transportation Conformity to ensure that the included highway and transit

projects are consistent with air quality goals. In Connecticut, there are two moderate ozone non-attainment areas: The Connecticut portion of the New York-Northern New Jersey-Long Island eight-hour ozone non-attainment area (Fairfield, New Haven and Middlesex Counties) and the Greater Connecticut eight-hour ozone non-attainment area (Hartford, Litchfield, New London, Tolland, and Windham counties). Connecticut also is part of the New York-Northern New Jersey-Long Island PM2.5 non-attainment area (Fairfield and New Haven counties) as well. The non-attainment areas are shown in Figure 2, entitled "Connecticut Ozone and PM2.5 Non-attainment areas." Using techniques that have been approved by the EPA, the program has been reviewed to determine if the plans and programs contained in the TIP/STIP, as proposed, will serve to reduce emissions of volatile organic compounds, oxides of nitrogen, carbon monoxide and fine particulate matters

STIP DEVELOPMENT

HOW IS A STIP DEVELOPED?

The STIP must be developed according to Title 23 of the United States Code.

This law requires that a STIP be developed in **consultation** with the Transportation Management Areas (TMAs), except for projects on the NHS or funded under the Bridge or Interstate Maintenance Programs. In these categories the STIP must be developed in **cooperation** with the TMAs.

In all other Urbanizes Areas (UZAs), STIP development is in **cooperation** with the MPOs. In all of the Rural and Urban Areas under 50,000 populations, the STIP is developed in **cooperation** with the local officials, except for projects on the NHS or are funded under the Bridge and Interstate Maintenance Programs. In these categories the STIP must be developed in **consultation** with local officials.

Following is the Process that the Department uses to develop a new STIP.

1. Statewide Transportation Improvement Program Unit (STIP Unit) in the Bureau of Policy and Planning prepares an email requesting the assistance of the Bureau of Finance and Administration in the preparation of the STIP.
2. The Bureau of Finance and Administration coordinates with the Bureau of Public Transportation and prepares a draft list of projects to be initiated in the next four-year period. The list is generated from the Department's Twenty-year Capital Program and must be fiscally constrained to the Federal Authorization level. The draft listing is forwarded to STIP Unit.
3. The Bureau of Finance and Administration coordinates with the Bureaus of Engineering and Construction and Highway Operations and prepares a draft list of projects to be initiated in the next four-year period. The list is generated from the Department's current Five-year Capital Program which is fiscally constrained to the estimated Federal Authorization level. The draft list is forwarded to STIP Unit.
4. STIP Unit receives the draft lists from the Bureau of Finance and Administration, and reviews the program for consistency with long range plans. STIP Unit combines both the Transit and the Highways lists to develop the list of Projects that the department anticipates funding in the next four years. This list includes statewide projects, district-wide projects and other multi-regional projects.

5. This list of projects is sorted by Planning Region. Each regions projects list is transmitted to them to be considered when developing their draft Transportation Improvement Program (TIP).
6. Planning Regions review the list of projects sent by the Department. They will prepare comments and edit the sent list. At this time, any differences in proposed projects between the Planning Regions and the Department are addressed and resolved.
7. Each Planning Region transmits their revised and mutually agreed list back to the Department.
8. All Planning Regions lists are combined to form the Department's Draft STIP.
9. The Draft STIP Projects list is forwarded to the Census/Modeling Unit for Interagency Consultation conference. The Draft STIP will also be sent by email to all members of the Interagency Consultation Group. Using the already established Interagency Consultation Process, this group will review all projects for air quality modeling.
10. On completion of the Interagency Consultation conference, the Census/Modeling unit will conduct the Air Quality Assessment
11. The Planning Regions will be advised to start developing their draft TIP using the agreed on project Lists
12. After the Interagency review and the Air quality Modeling is completed, the Census/Modeling unit will prepare Air Quality Conformity Reports.
13. STIP Unit provides Census/Modeling unit a list of STIP CMAQ projects. Census/Modeling unit conducts a CMAQ project analysis and prepares a CMAQ Project Summary Report.
14. STIP Unit assembles Draft STIP by combining the Draft STIP projects list and narrative into a complete document, printed and published.
15. Each region will start and complete their respective Public Involvement outreach, by making available their Draft Planning Region's TIP, STIP and Conformity Reports for public review and comment at their designated locations, thereby satisfying the Title VI requirement for the Region
16. Draft STIP and Conformity Reports are made available for public review and comment by CTDOT. They are available at the Department's Public Information meeting and at Connecticut Department of Transportation

Statewide Transportation Improvement Program (STIP) Unit, Room 2338, 2800 Berlin Turnpike, Newington, Connecticut 06111.

- 17.** RPOs address all comments provided by the public concerning the regional TIP and Conformity Reports.
- 18.** CTDOT addresses all comments provided by the public concerning the Statewide TIP and Conformity Reports.
- 19.** MPO technical committees meet to discuss draft TIP and Conformity Reports, and make recommendation to MPO boards.
- 20.** MPO boards review draft TIP, Conformity Report and technical committee recommendation. MPO takes action to endorse TIP and Conformity Reports, and make an Air Quality Statement.
- 21.** MPOs submit endorsed TIP and Air Quality Statement to CTDOT STIP Unit for processing.
- 22.** STIP Unit reviews endorsed TIP against agreed list of projects. If in agreement, reassembles STIP and develops fiscal constraint tables.
- 23.** Commissioner endorses STIP.
- 24.** STIP Unit transmits to FHWA and FTA (EPA through FHWA), final STIP and copies of each MPO endorsed TIP. Request federal approval of program.
- 25.** STIP Unit sends STIP and Conformity Report to CTDEEP for evaluation of conformity.
- 26.** EPA reviews STIP for conformity, provides comments to FHWA.
- 27.** FHWA, FTA and EPA approve or disapprove the STIP and the Conformity Report.
- 28.** STIP Unit publishes final STIP.
- 29.** STIP Unit distributes a copy of the final STIP to interested parties.
- 30.** CTDOT begins the obligation of funds for projects.
- 31.** CTDOT begins the project initiation process.

FUNDING SOURCES FOR THE STIP

There are three sources of funds for this program: 1. Federal transportation appropriations, 2. The State Special Transportation Fund (primarily in the form of bond authorizations) and 3. A small amount of local funds.

FEDERAL FUNDS

Federal Funding is determined by federal surface transportation authorizations. This document is based on authorization levels established under the SAFETEA-LU. Federal-aid highway funds for individual programs are apportioned by formula using factors relevant to the particular program. Explanations of eligible uses of each category of funding, limitations, federal and state funding ratios, and availability are provided below:

Interstate Maintenance (IM) (90/10)

The IM program provides federal funds to rehabilitate, restore, and resurface the Interstate highway system. This program will not fund reconstruction projects that add new travel lanes to the freeways unless the new lanes are High Occupancy Vehicle (HOV) lanes or auxiliary lanes. However, reconstruction of bridges, interchanges, and overpasses along existing Interstate routes, including the acquisition of right-of-way, may be funded under this program. These funds can only be used on Interstate highways. Federal funds can be used to pay for up to 90 percent of a project's cost. A State match of 10 percent is required.

National Highway System (NHS) (80/20)

NHS funds can be used for any type of improvement (new lanes, reconstruction, resurfacing, etc.) on roadways designated as part of the NHS. These include all the Interstate routes, as well as other freeways and specially designated "principal arterials". Qualified major roadways include: I-91, I-84, I-291, I-384, Route 2, Route 66, Route 9, Routes 5 & 15, Route 5, US 44, etc.

The eligibility guidelines for NHS funds are more flexible than the Interstate programs. Funds can be used for transit projects, ridesharing projects, or any other type of project in the travel corridor served by a NHS road, as long as it improves travel in the corridor. Funds can even be transferred to some of the Surface Transportation Programs (STP) as well. The funding ratio for the NHS program is 80 percent federal funds to be matched by 20 percent state funds.

Surface Transportation Program (STP) (80/20)

The Surface Transportation Program funds may be used by states and municipalities for roadway improvements on roads that are functionally classified as rural major collector or above. Functional classification of rural minor collector or local road is not eligible. This Program has a variety of subcategories defined below.

STP Urban

Fifty (50) percent of all STP funds are reserved for the STP-Urban Program. It is the largest of all the STP programs. Funds are allocated to states and regions according to a formula that is based on the population of the urban area. The funding ratio for the STP-Urban Program is 80 percent federal funds to be matched by 20 percent state and/or local funds. Subcategories of the STP Urban program include the STP- Hartford (STPH), STP-Bridgeport/Stamford (STPBS), STP-New Haven (STPNH), STP-other urban (STPO) and the STP-urban clusters (STPO).

The STP-Urban Program provides funds for improvements to eligible roads in urban areas. The eligibility guidelines for STP-Urban funds are flexible. Funds can be used for a wide range of projects, such as roadway widening, roadway reconstruction, transit projects and ridesharing projects.

STP Anywhere (STPA)

These funds can be used anywhere in the state, regardless of rural or urban designation. Since they are not allocated to specific urban areas or regions, The Department usually determines where the funds will be spent. The funding ratio for the STP-Anywhere Program is 80 percent federal funds to be matched by 20 percent state.

STP-Rural (STPR)

These funds can be used in the rural areas of the state, excluding roads classified as rural minor collector or rural local. The amount of rural funds is based on mileage from a previous federal program called the rural secondary program. The funding ratio for the STP-rural Program is 80 percent federal funds to be matched by 20 percent state.

STP Enhancement Program (STPT)

This program is for projects that go above and beyond what is customarily considered part of a transportation activity. The enhancement project must relate to the intermodal transportation system by reason of function or impact and must be encompassed in one of the 12 eligible enhancement areas. CTDOT selects the STP-Enhancement projects in consultation with all the RPOs in the State. Each RPO submits its highest priority projects and CTDOT selects from among the submittals. The funding ratio for the STP-Enhancement Program is

80 percent federal funds to be matched by 20 percent local funds. Typically, the State does not provide the matching funds for this program.

Highway Safety Improvement Program (HSIP) (90/10)

This program provides funds to achieve a significant reduction in traffic fatalities and serious injuries on all public roads.

Highway Bridge Replacement and Rehabilitation Program (BRXZ)

This program provides funds to assist the States in their programs to replace or rehabilitate deficient highway bridges and to retrofit bridges on public roads. This program has two subcategories.

Bridge Program: ON System

The primary federal bridge program is the "On System" Bridge Program. It provides funds to replace or rehabilitate bridges on eligible roads. To be eligible, a bridge must be on a road classified as a collector or higher. That is, it must be "on" the Federal-Aid road system. CTDOT has a program of regularly inspecting and rating the condition of bridges. Candidate projects are selected from the list of bridges with poor or fair condition ratings. Available funds are currently programmed for Bridges on the State Highway system. The funding ratio for the "On System" Bridge Program is 80 percent federal funds to be matched by 20 percent state funds.

Bridge Program: OFF System

Another, smaller federal bridge program is the "Off System" Bridge Program. It provides funds to replace or rehabilitate bridges that are not on the Federal-Aid road system. CTDOT has a program of regularly inspecting and rating the condition of local, as well as State bridges. Candidate projects are selected from the list of local and State bridges with poor or fair condition ratings. Since most State roads are on the Federal-Aid road system, they are not qualified for this program. Many of the funded projects are municipal bridges. The funding ratio for the "Off System" Bridge Program is 80 percent federal funds to be matched by 20 percent state funds.

High Priority Projects (HPP) (80/20)

This was a new program under TEA-21 and continued under SAFETEA-LU. The funds are for specific projects identified by Congress. These projects are commonly referred to as demonstration projects. It is unknown what impact this program will have in the new legislation.

Congestion Mitigation and Air Quality Program (CMAQ) (80/20)

Congestion Mitigation and Air Quality (CMAQ) is a program that addresses congestion and air quality problems. Funds must be used for projects that reduce congestion and/or vehicular emissions. The funds are intended to help achieve the goal of the Clean Air Act Amendment (CAAA). In determining project eligibility under these criteria, priority should be given to implementing those projects and programs that are included in an approved State Implementation Plan (SIP) as a Transportation Control Measure (TCM) and will have air quality benefits. All CMAQ-funded projects and programs require an assessment and documentation of air quality benefits by the State.

Some examples of CMAQ-eligible projects are:

- Programs for improved public transit
- Restriction of certain roads or lanes to, or construction of such roads or lanes for use by, passenger buses or high-occupancy vehicles (HOV)
- Employer-based transportation management plans, including incentives
- Traffic flow improvement programs that achieve emission reductions
- Fringe and transportation corridor parking facilities serving multiple-occupancy vehicle programs or transit service
- Programs for the provision of all forms of high-occupancy, shared-ride services
- Sections of the metropolitan area for the use of non-motorized vehicles or pedestrian use, both as to time and place
- Programs for secure bicycle storage facilities and other facilities, including bicycle lanes, for the convenience and protection of cyclists, in both public and private areas
- Employer-sponsored programs to permit flexible work schedules

The CMAQ Program provides approximately \$1.6 billion nationwide, annually for six years. Each state is guaranteed at least 0.5 percent of the annual CMAQ apportionment. The remainder of CMAQ funds is apportioned to states for areas that do not meet the National Ambient Air Quality Standards (non-attainment areas), based on a legislative formula specified in TEA-21. This formula takes into account the severity of the air pollution problems in each state, as well as the population in areas that do not meet air quality standards for ozone

CTDOT has set aside \$10 million of CMAQ funds for the solicitation of project proposals from the RPOs. This amount will be reviewed annually on the basis of funds provided and projects programmed.

Ferry Boat Discretionary (FBD) (80/20)

This program is administered by the FHWA to fund the construction of ferry boats and ferry terminal facilities. The funding ratio is 80 percent Federal and 20 percent State or Local.

Historic Covered Bridge Preservation (HCBPP) (80/20)

This program provides funds to assist States in their effort to rehabilitate or repair and to preserve the Nation's historic covered bridges. The funding ratio is 80 percent federal and 20 percent state.

Governors' Transportation Initiative (GOV) (100)

This funding source is 100 percent state funded committed by the Legislature and the Governor.

National Highway Traffic Safety (NHTS) (100)

The State of Connecticut is annually assessed a 3% penalty from its NHS, STP, and IM program to the State's 402 Safety Program because it does not meet Federal Open Container Legislation Requirements under 23.U.S.C. 154. The Department programs these funds towards hazard elimination eligible projects. This program is designed to save lives, prevent injuries and reduce economic costs due to road traffic crashes, through education, research, safety standards and enforcement activities. The funding ration is 100 percent Federal.

National Corridor Planning and Development (NCPD) (80/20)

This program provides funding for the planning, design, and construction of corridors of national significance, economic growth, and international or interregional trade. Eligible corridors are listed in ISTEA, the 1995 Highway Designation Act and TEA-21. The funding ratio is 80 percent Federal and 20 percent State.

Recreational Trails (RT) (80/20)

This program provides funding to the Department of Environmental Protection (DEP) to develop and maintain recreational trails for motorized and nonmotorized recreational trail users. The DEP will forward applications to the Park and Recreation Directors or the First Elected Officials of each municipality for consideration. Funding ratios are 80 percent federal and 20 percent local.

Scenic Byways Program (SB) (80/20)

This program provides funds for the designation by the Secretary of Transportation of roads that have outstanding scenic, historic, cultural, natural, recreational and archaeological qualities as All-American Roads or National Scenic Byways. This program also provides funds for projects on existing Scenic

roadways and for planning, designing, and developing State scenic byway programs. The funding levels are 80 percent federal and 20 percent state.

Transportation and Community and System Preservation Program (TCSP)
(80/20)

This program provides funding for the planning and implementation of projects that address the relationships between transportation and the community. Projects should include improving the efficiency of the transportation system; reducing the impacts of transportation on the environment; reducing the need for costly future public infrastructure investments; ensuring efficient access to jobs, services and center of trade; and examining and encouraging private sector development patterns which meet these purposes. The funding levels are 80 percent federal and 20 percent local.

TIGER

Transportation Investment Generating Economic Recovery (TIGER Discretionary Grants”) is a Supplementary Discretionary Grants for a National Transportation System. This is a part of Title XII of the American Recovery and Reinvestment Act of 2009 (the “Recovery Act”) which appropriated \$1.5 billion, and was available through September 30, 2011. These grants are to be awarded on a competitive basis for capital investments in surface transportation projects that will have a significant impact on the Nation, a metropolitan area or a region. The objectives of the include preserving and creating jobs and promoting economic recovery, investing in transportation infrastructure that will provide long-term economic benefits, and assisting those most affected by the current economic downturn.

Section 330, 115,117, 112, 120 & 378 (100)

This program is dedicated for those projects that are established by congressional designation. The funding ratio is 100 percent federal and is available until expended.

Safe Routes to School (SRSI) (100)

This program is designed to enable and encourage children, including those with disabilities, to walk and bicycle to school; to make walking and bicycling to school safe and more appealing; and to facilitate the planning, development and implementation of projects that will improve safety, and reduce traffic, fuel consumption, and air pollution in the vicinity of schools. Funds are to be

administered by CTDOT to provide financial assistance to State, local, and regional agencies, including non-profit organizations that demonstrate the ability to meet the requirements of the program.

FTA Section 5316 Job Access and Reverse Commute Grants (50/50)

This program provides funds for transportation services designed to transport welfare recipients to and from jobs and activities related to their employment.

FTA Section 5317 New Freedoms Initiative (50/50)

This program provides funds that assist individuals with disabilities with transportation. Eligible activities include new public transportation services and public transportation alternatives beyond those required by the ADA.

FTA Section 5309 Capital Funding Program

The Federal Transit Administration (FTA) administers several transit funding programs. The Section 5309 Program provides capital funding for the establishment of new transit service projects (“New Start” - 40%), the improvement and maintenance of existing rail and other fixed guideway systems (“Rail Modernization”- 40%), and the rehabilitation of bus systems (“Bus and Other”- 20%).

The “New Start” funds are all awarded on a discretionary basis. Proposed new rail services must compete against proposals from other areas of the country. The FTA will pay 80 percent of the total project costs for projects funded through Section 5309. State and local governments are required to fund 20 percent of project costs, although they are permitted and expected to provide a larger local share.

FTA Section 5307 Capital and Subsidy (Operating) Program

The FTA Section 5307 funds are primarily for capital assistance projects, such as the purchase of new buses. However, a small portion of these funds is reserved to help defray transit operating expenses.

The primary distinction of this program is that the funds are allocated to individual urbanized areas according to a formula based on the size of the population. However, the Section 5307 funds, apportioned to Connecticut’s Urbanized Areas (UZAs), are pooled and then first applied to the highest priority bus needs, as reflected in the various TIPs and the STIP. The pooling of Section 5307 funds has proven to be extremely beneficial to the bus transit operators across the

State, because sufficient federal and State funding has been made available in a timely manner to acquire replacement buses, when and where needed. In those years when the bus replacement and/or fixed facility needs for a particular UZA were satisfied, the Section 5307 funds were programmed for priority bus projects in other UZAs. When the priority bus needs had been satisfied, the uncommitted funds were programmed for New Haven Line capital projects. The programming of funds in the TIPs and the STIP continues to reflect this philosophy.

CTDOT provides the non-federal share of FTA capital grants for maintenance facilities and the purchase of replacement buses for all the local bus systems in Connecticut, including Connecticut Transit.

All specific provisions of FTA Circular 9030.1A, Chapter III, Paragraph III-4, which identifies the requirements applicable to the transfer of the apportionment between and among urbanized areas, will be adhered to.

The capital program requires a 20 percent non-federal match. Federal regulations restrict the amount that can be used for operating assistance.

FTA Section 5310 Capital Program

The FTA Section 5310 Program provides capital assistance to nonprofit organizations that provide specialized transportation services to elderly persons and persons with disabilities. In 1992, the program was expanded to make grants available to public agencies approved by the State to coordinate services for the elderly and disabled.

The basic matching ratio for capital grant projects is 80 percent federal and 20 percent local.

FTA Section 5339 Capital Program

The objective of the Alternatives Analysis program (49 U.S.C. 5339) is to assist in financing the evaluation of all reasonable modal and multimodal alternatives and general alignment options for identified transportation needs in a particular, broadly defined travel corridor. The transportation planning process of Alternatives Analysis:

- Includes an assessment of a wide range of public transportation or multimodal alternatives, which will address transportation problems within a corridor or subarea.
- Provides ample information to enable the Secretary to make the findings of project justification and local financial commitment.
- Supports the selection of a locally preferred alternative.
- Enables the local Metropolitan Planning Organization to adopt the locally preferred alternative as part of the long-range transportation plan.

FTA Section 5311 Capital & Operating Program

The FTA Section 5311 Program provides funds to assist in the development, improvement and use of public transportation systems in non-urbanized and small urban areas. The funds are used in the following ways:

- To reimburse the five rural transits districts for operating administrative deficits on a 50/33/17 (federal/state/local) matching ratio.
- For Section 5311 transit operators to purchase wheelchair accessible vans and small buses on an 80/20 (federal/state) ratio.
- For transit research, technical assistance, training and related support services, including eligible Section 5310 recipients, using 100 percent federal funds.

STATE FUNDING

State resources are sufficiently available to match federal dollars, as shown by Connecticut's record of financing its Transportation Renewal Program. Connecticut's Special Transportation Fund (STF) was established by the 1983 State legislature to finance the State's share of the Transportation Infrastructure Renewal Program. This fund is needed to pay the operating expenses of the Department of Transportation; the State (100%) funded infrastructure improvement projects and the interest and principal due from the sale of bonds. The sale of bonds has been consistently at a level sufficient to match available federal funds. The major sources of STF funds are the motor fuel tax and the motor vehicle receipts, which, combined, make up approximately 80 percent of the total fund revenue.

LOCAL FUNDING

Limited projects included in the STIP require a local match to federal funds. The municipality in which the job takes place provides this. Local funding sources may include bonding, LOCIP or other sources.

FINANCIAL PLAN

The TIP/STIP for FFY 2012-2015 contains 396 projects in 41 federal funding categories. It programs \$2.664 billion in federal funds, which will be matched by \$1.154 billion in state funds and \$45.149 million in local funds, for a total program cost of \$3.879 billion. Of the \$1.154 billion in state funds, \$608.692 million is programmed for public transportation operating assistance. Within the transportation modes, a total of \$1.612 billion (43%) will be used for highway and bridge capital programs and a total of \$2.139 billion (57%) will be used for transit (rail, bus, and rideshare) capital and operating costs.

Examples of major projects included in the TIP/STIP:

- The replacement and demolition of the “Q” bridge and additional reconstruction of I-95 in the New Haven area.
- Implement phase 3 on I-84 in Waterbury
- The replacement of the Moses-Wheeler Bridge (I-95 Stratford-Milford)
- The replacement of the catenary system for Metro North from Greenwich to New Haven.
- The construction of the Waterbury bus maintenance facility
- The New Britain – Hartford Busway
- Statewide bus replacements
- Replacement of the New Haven Line tracks
- Replacement of the New Haven line Positive Train Control System
- Rehabilitation of the WALK, SAGA, EAST AVE, OSBORNE AVE Bridges
- Replacement/rehabilitation of highway bridges throughout the State
- Safety related improvements to highways throughout the State
- Resurface the Merritt Parkway from Stamford to New Canaan.
- Greater Hartford Transit District – ADA Operating (0426-0042)

Federal authorizations for FFY 2012-2015 are estimated as constant values based on SAFETEA-LU authorization levels. The preponderance of federal funds will be matched from state funding resources. A relatively small amount of federal funds will be matched by town/city governments.

The TIP/STIP is financially constrained and the spending plan is based on reasonable projections of available resources. Tables 1-4 provide the estimated authorization levels and corresponding STIP program for each federal funding source for each of the four years of this TIP/STIP. These tables also demonstrate that the program is financially constrained by showing the balance each funding category (Authorization vs. STIP programmed amount).

OPERATION AND MAINTENANCE

SAFETEA-LU regulations require that the STIP demonstrate that appropriate funds are available to adequately operate and maintain the transportation system as a whole. The majority of funds used to pay operating and maintenance costs are State funds.

Operating and maintaining transportation systems are costly. Connecticut has many systems and processes that are required to monitor, analyze, and disseminate roadway/infrastructure data for operational, maintenance, and managerial uses as reflected in the Department's estimated budget.

Connecticut also uses ITS to assist in managing roadway maintenance efforts and to enhance safety on the transportation system. Relative to operations and maintenance, ITS focuses on integrated management of maintenance fleets, identifying when specialized service vehicles are required, determining when hazardous road conditions require remediation, and improving work zone mobility and safety.

This is demonstrated in the "Estimated DOT Operating Budget" located in table 5.

AIR QUALITY CONFORMITY FINDING

In response to the Clean Air Act of 1970, the U.S. Environmental Protection Agency (EPA) established National Ambient Air Quality Standards (NAAQS) for various pollutants, including Ozone (and its precursors VOC and Nox), Particulate Matter and Carbon Monoxide. The Conformity process insures that transportation projects contained in Long Range Plans and TIPS meet the goals of the NAAQS by means of each state's Statewide Implementation Plan (SIP).

EPA has designated certain areas of the country where the NAAQS have been exceeded. These are called 'non-attainment' areas. Connecticut is presently in non-attainment for Ozone and PM2.5, thus necessitating conformity analysis for these pollutants in their respective areas.

For Ozone, the entire state is in moderate non-attainment and Conformity dictates that the following tests must be met:

Mobile –source emissions for years 2009 and beyond must be less than the 2009 transportation emission budgets approved in June 27, 2008.

For PM2.5, Fairfield and New Haven counties in Connecticut share non-attainment status with counties from New York and New Jersey. On June 20, 2007, EPA found Connecticut's PM2.5 2009 Motor Vehicle Emissions Budget (MVEB) to be adequate. Therefore, future mobile-source (on-road) emissions must be less than the 2009 MVEB. In addition, as Connecticut now has its own approved budgets, conformity determinations are now prepared and submitted for only the Connecticut portion of the NY-NJ-CT non-attainment area.

Conformity determinations for Ozone and PM2.5 are found in separate documents entitled "Connecticut Department of Transportation Ozone Air Quality Conformity Determination – March 2011" and "Connecticut Department of Transportation PM 2.5 Air Quality Conformity Determination – March 2011".

The Program and Plan were found to be in conformance.

ADOPTION SCHEDULE AND PUBLIC INVOLVEMENT PROCESS

The final draft STIP/TIP is made available for public review. Prior to any public informational meetings, a legal notice is placed in several of Connecticut's major daily newspapers. This notice announces that the draft STIP is available for public inspection and comment at the various local regional planning agencies, and at the Connecticut Department of Transportation Headquarters in Newington, Connecticut. Also, Connecticut's MPOs agree to include in their Public Information Meeting Notice that an opportunity is provided to review and discuss the draft STIP at the same public meeting for review of their TIP. Rural Regional Planning Organizations also publicize the opportunity to meet and discuss the draft STIP document.

The draft STIP public comment period is provided for a minimum of 30 days. After review and consideration of all public comments, a final version of the STIP is prepared and submitted to the FHWA and the FTA for their approval. Explicit consideration and response is given to public input, and all who submit written comments are notified of the availability of the final approved document.

FIGURES

FIGURE I – CT MAP – REGIONAL PLANNING ORGANIZATIONS

The 15 Regional Planning Organizations in the State -
11 urban regions and 4 rural regions

FIGURE II – CT MAP - NON-ATTAINMENT STATUS FOR OZONE AND PM2.5

The boundaries of the Ozone and PM2.5 nonattainment areas. The NY/NJ/CT moderate ozone area includes Fairfield, New Haven and Middlesex counties. The Greater CT moderate ozone area includes Litchfield, Hartford, Tolland, Windham and New London counties. The PM2.5 non-attainment area includes Fairfield and New Haven Counties.

FIGURE I – CT MAP – REGIONAL PLANNING ORGANIZATIONS

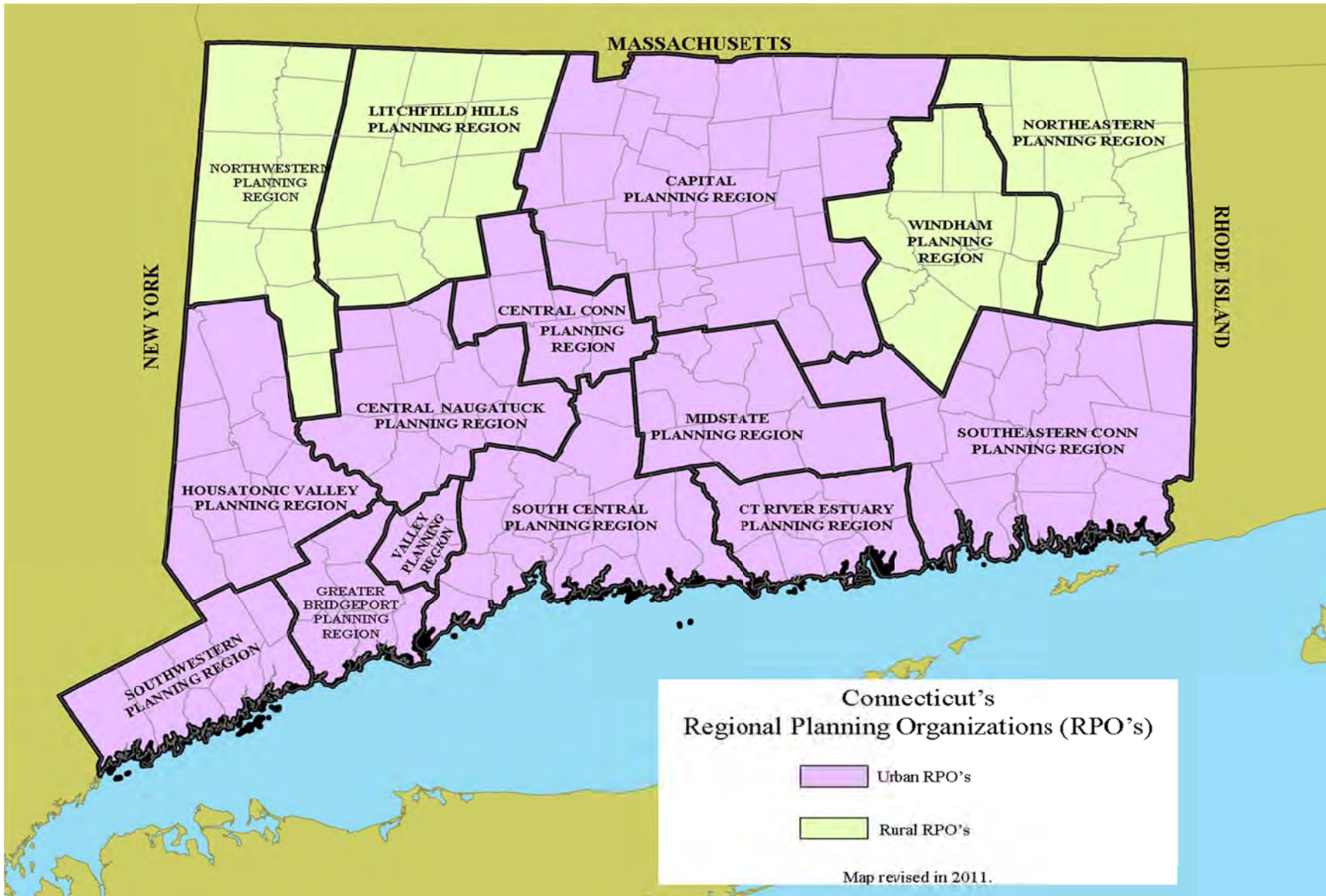
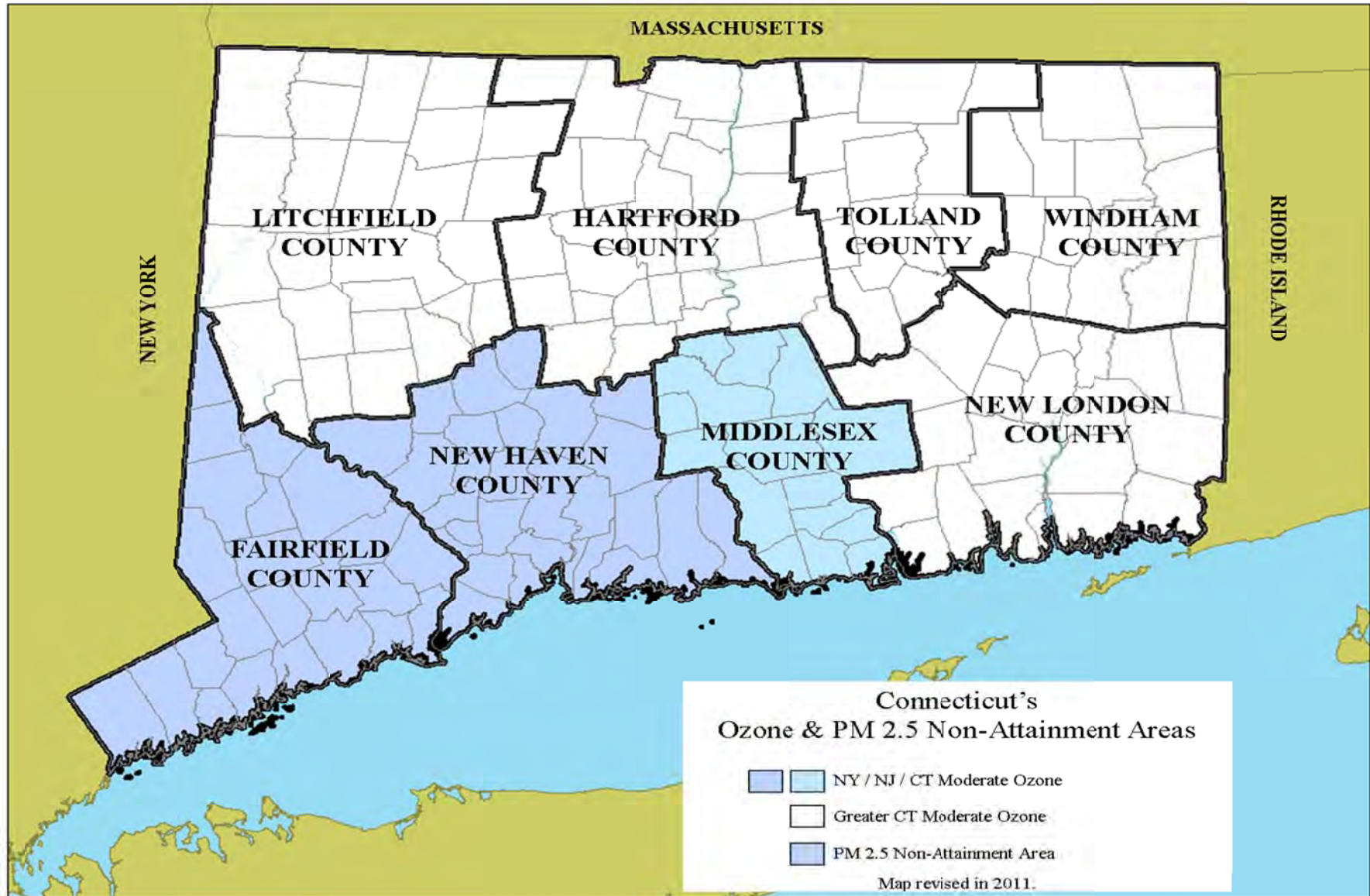


FIGURE II – Non –Attainment Statue for Ozone and PM2.5



TABLES

TABLE 1 SAFETEA-LU FFY2012-2015 AUTHORIZED VERSUS FINAL STIP
(000's) HIGHWAY PROGRAMS

Federal Highway funds available to Connecticut and the funds
programmed for FFY 2012, 2013, 2014

TABLE 2 SAFETEA-LU FFY2012-2015 AUTHORIZED VERSUS FINAL STIP
(000's) HIGHWAY PROGRAMS CON'T.

Federal Highway funds available to Connecticut and the funds
programmed for FFY 2014, 2015

TABLE 3 SAFETEA-LU FFY2012-2015 AUTHORIZED VERSUS FINAL STIP
(000's) PUBLIC TRANSIT PROGRAMS

Federal Transit funds available to Connecticut and the funds
programmed for FFY 2012, 2013, 2014

TABLE 4 SAFETEA-LU FFY2012-2015 AUTHORIZED VERSUS FINAL STIP
(000's) PUBLIC TRANSIT PROGRAMS CON'T.

Federal Transit funds available to Connecticut and the funds
programmed for FFY 2014, 2015

TABLE 5 ESTIMATED DOT OPERATING BUDGET

Estimated DOT operating budget for 2012 through 2015.

TABLE 4 SAFETEA-LU FFY2012-2015 AUTHORIZED VERSUS FINAL STIP (000's) PUBLIC TRANSIT PROGRAMS CONTINUED.

SAFETEA-LU FFY 2012-2016 AUTHORIZED VERSUS STIP (000's) PUBLIC TRANSIT PROGRAMS

FUNDING CATEGORY	AUTHORIZATION FFY 2015	STIP FFY 2015	BALANCE TO PROGRAM FFY 2015	AUTHORIZATION FFY 2016(FYI)	STIP FFY 2016(FYI)	BALANCE TO PROGRAM FFY 2016(FYI)
Federal Transit Administration						
FTA SECTION 5307C CAPITAL	87,758	68,286	19,472	87,758	56,342	31,416
FTA SECTION 5307E ENHANCEMENTS	669	0	669	669	0	669
FTA SECTION 5307O SUBSIDY	700	493	208	700	493	208
FTA SECTION 5307Q EARMARK	0	0	0	0	0	0
FTA SECTION 5307S FLEX FUNDS	0	0	0	0	0	0
SECTION 5307 TOTALS:	89,127	68,779	20,348	89,127	56,834	32,293
FTA SECTION 5309A FIXED GUIDEWAY MODERNIZAT	45,665	0	45,665	45,665	106,130	-60,465
FTA SECTION 5309C FIXED GUIDEWAY MODERNIZAT	2,198	0	2,198	2,198	0	2,198
FTA SECTION 5309F BUS (All Earmark)	0	0	0	0	0	0
FTA SECTION 5309P NEW START	46,973	46,973	0	0	0	0
FTA SECTION 5309T HPP FUNDS (Temporary)	0	0	0	0	0	0
SECTION 5309 TOTALS:	94,836	46,973	47,863	47,863	106,130	-58,267
FTA SECTION 5311C CAPITAL FOR NON-URBANIZED	980	980	0	0	0	0
FTA SECTION 5311O OPERATING SUBSIDY FOR NON	1,876	2,283	-407	1,876	2,512	-636
FTA SECTION 5311T RURAL TRANSPORTATION ASSI	1,449	100	1,349	1,449	100	1,349
SECTION 5311 TOTALS:	4,305	3,363	942	3,325	2,612	713
FTA SECTION 5310C CAPITAL FOR SERVICES TO ELI	1,953	1,992	-39	1,953	2,091	-138
FTA SECTION 5316G JOB ACCESS GRANTS(3037G)	1,596	1,744	-148	1,596	1,832	-236
FTA SECTION 5317J NEW FREEDOMS INITIATIVE	1,317	1,451	-134	1,317	1,524	-207
HIGH PRIORITY PROJECTS (PublicTrans)	0	0	0	0	0	0
OTHER SECTIONS TOTALS:	4,866	5,187	-321	4,866	5,446	-580
FTA TOTALS:	193,134	124,302	68,832	145,181	171,023	-25,842
FTA SECTION 5307P CAPITAL CARRYOVER	0	0	0	0	0	0
FTA SECTION 5309B FIXED GUIDEWAY MODERNIZAT	0	0	0	0	0	0
FTA SECTION 5309D FIXED GUIDEWAY MODERNIZAT	0	0	0	0	0	0
FTA SECTION 5309G BUS CARRYOVER (All Earmark)	0	0	0	0	0	0
FTA SECTION 5309Q NEW START CARRYOVER	0	0	0	0	0	0
FTA SECTION 5311P CARRYOVER FOR NON-URBANI	0	0	0	0	0	0
FTA SECTION 5311R CARRYOVER OF 5310 CAPITAL I	0	0	0	0	0	0
FTA SECTION 5316H JOB ACCESS GRANTS CARRYO	0	0	0	0	0	0
ALL SECTIONS CARRYOVER TOTALS:	0	0	0	0	0	0

TABLE 3 SAFETEA-LU FFY2012-2015 AUTHORIZED VERSUS FINAL STIP (000's) PUBLIC TRANSIT PROGRAMS

FUNDING CATEGORY	AUTHORIZATION		BALANCE TO PROGRAM		AUTHORIZATION		PROGRAM		AUTHORIZATION		BALANCE TO PROGRAM	
	FFY 2012	STIP FFY 2012	FFY 2012	FFY 2013	STIP FFY 2013	FFY 2013	FFY 2014	STIP FFY 2014	FFY 2014			
FTA SECTION 5307C CAPITAL	87,758	35,285	52,473	87,758	62,174	25,584	87,758	63,168	24,590			
FTA SECTION 5307E ENHANCEMENTS	669	0	669	669	0	669	669	0	669			
FTA SECTION 5307O SUBSIDY	700	493	208	700	493	208	700	493	208			
FTA SECTION 5307Q EARMARK	0	0	0	0	0	0	0	0	0			
FTA SECTION 5307S FLEX FUNDS	60,560	60,560	0	-10,512	-10,512	0	0	0	0			
SECTION 5307 TOTALS:	149,687	96,337	53,350	78,615	52,155	26,460	89,127	63,661	25,467			
FTA SECTION 5309A FIXED GUIDEWAY MODERNIZATION CAPITAL	45,665	165,816	-120,151	45,665	123,200	-77,535	45,665	59,120	-13,455			
FTA SECTION 5309C FIXED GUIDEWAY MODERNIZATION CAPITAL (Region 10)	2,198	2,335	-137	2,198	2,428	-230	2,198	2,428	-230			
FTA SECTION 5309F BUS (All Earmark)	5,600	5,600	0	5,600	5,600	0	0	0	0			
FTA SECTION 5309P NEW START	36,000	36,000	0	46,973	46,973	0	46,973	46,973	0			
FTA SECTION 5309T HPP FUNDS (Temporary)	0	0	0	0	0	0	0	0	0			
SECTION 5309 TOTALS:	89,463	209,751	-120,288	100,436	178,201	-77,765	94,836	108,521	-13,685			
FTA SECTION 5311C CAPITAL FOR NON-URBANIZED AREAS	0	0	0	0	0	0	256	1,220	-964			
FTA SECTION 5311O OPERATING SUBSIDY FOR NON-URBANIZED AREAS	1,620	1,716	-96	1,887	1,887	0	1,787	2,076	-289			
FTA SECTION 5311T RURAL TRANSPORTATION ASSISTANCE PROGRAMS (RTAP)	1,251	100	1,151	1,315	100	1,215	1,124	100	1,024			
SECTION 5311 TOTALS:	2,871	1,816	1,055	3,202	1,987	1,215	3,167	3,396	-223			
FTA SEC 5308 CLEAN FUELS GRANT PROGRAM	0	0	0	4,622	0	4,622	4,622	0	4,622			
FTA SECTION 5310C CAPITAL FOR SERVICES TO ELDERLY & DISABLED	1,686	1,721	-35	1,771	1,807	-36	1,859	1,897	-38			
FTA SEC 5314 NATIONAL RESEARCH AND TECHNOLOGY PROGRAM	0	0	0	475	0	475	0	0	0			
FTA SECTION 5316G JOB ACCESS GRANTS(3037G)	1,388	1,507	-119	1,457	1,582	-125	1,520	1,661	-141			
FTA SECTION 5317J NEW FREEDOMS INITIATIVE	1,139	1,253	-114	1,194	1,316	-122	1,254	1,382	-128			
HIGH PRIORITY PROJECTS (PublicTrans)	0	0	0	0	0	0	0	0	0			
OTHER SECTIONS TOTALS:	4,213	4,481	-268	9,519	4,705	4,814	4,633	4,940	-307			
FTA TOTALS:	246,234	312,385	-66,151	191,772	237,048	-45,276	191,763	180,517	11,246			
FTA SECTION 5307P CAPITAL CARRYOVER	172,950	172,950	0	0	0	0	0	0	0			
FTA SECTION 5309B FIXED GUIDEWAY MODERNIZATION CARRYOVER	0	0	0	0	0	0	36,000	36,000	0			
FTA SECTION 5309D FIXED GUIDEWAY MODERNIZATION CARRYOVER (Region 10)	2,245	2,245	0	0	0	0	0	0	0			
FTA SECTION 5309G BUS CARRYOVER (All Earmark)	5,158	5,158	0	12,191	12,191	0	0	0	0			
FTA SECTION 5309Q NEW START CARRYOVER	36,000	36,000	0	0	0	0	0	0	0			
FTA SECTION 5311P CARRYOVER FOR NON-URBANIZED AREAS	0	0	0	0	0	0	0	0	0			
FTA SECTION 5311R CARRYOVER OF 5310 CAPITAL FUNDS TRANSFERRED TO 5311	0	0	0	0	0	0	0	0	0			
FTA SECTION 5316H JOB ACCESS GRANTS CARRYOVER(3037H)	0	0	0	0	0	0	0	0	0			
ALL SECTIONS CARRYOVER TOTALS:	216,352	216,352	0	12,191	12,191	0	36,000	36,000	0			

**TABLE 2 SAFETEA-LU FFY2012-2015 AUTHORIZED VERSUS FINAL STIP (000's) HIGHWAY PROGRAMS
CONTINUED.**

SAFETEA-LU FFY2012-FFY2016 AUTHORIZED VERSUS STIP(000's) HIGHWAY PROGRAMS						
FUNDING CATEGORY	AUTHORIZATION FFY 2015	STIP FFY 2015	BALANCE TO PROGRAM FFY 2015	AUTHORIZATION FFY 2016(FYI)	STIP FFY 2016(FYI)	BALANCE TO PROGRAM FFY 2016(FYI)
<u>Federal Highway Administration</u>						
ADDITIONAL OBLIGATIONS	0	40,000	-40,000	0	40,000	-40,000
BRIDGE DISCRETIONARY	0	0	0	0	0	0
BRIDGE REHABLTN & REPLCMNT	182,538	108,325	74,213	182,538	420,844	-238,306
CONGSTN MITGTN & AIR QUALITY	35,000	10,834	24,166	35,000	0	35,000
CONGRESSIONAL EARMARK, FFY 2004	0	0	0	0	0	0
CONGRESSIONAL EARMARK, FFY 2005	0	0	0	0	0	0
CONGRESSIONAL EARMARK, FFY 2006	0	0	0	0	0	0
CONGRESSIONAL EARMARK, FFY 2008	0	0	0	0	0	0
CONGRESSIONAL EARMARK, FFY 2009	0	0	0	0	0	0
DEMONSTRATION PROJECTS	0	0	0	0	0	0
DISCRETIONARY EARMARK, FFY 2003	0	0	0	0	0	0
EARMARK, FFY2001	0	0	0	0	0	0
FERRY BOAT DISCRETIONARY	0	0	0	0	0	0
HIGHWAY SAFETY IMPROVEMENT PROGRAM	13,495	10,500	2,995	13,495	10,500	2,995
HISTORIC COVERED BRIDGE PRESERVATION PROG	0	0	0	0	0	0
HIGH PRIORITY PROJECTS (Highways)	0	0	0	0	0	0
ITS - DISCRETIONARY EARMARK	0	0	0	0	0	0
INTERSTATE	0	0	0	0	0	0
INTERSTATE MAINTENANCE	73,682	48,000	25,682	73,682	75,000	-1,318
INTERSTATE MAINTENANCE DISCRETIONARY	0	0	0	0	0	0
INTERSTATE TRADE-IN EASTERN CONN	0	0	0	0	0	0
MBE/DBE SUPPORTIVE SERVICE PROGRAM	0	0	0	0	0	0
NATIONAL CORRIDOR INFRASTRUCTURE IMPROVEMENT PROGRAM	0	0	0	0	0	0
NATIONAL CORRIDOR PLANNING & DEVELOPMENT	0	0	0	0	0	0
NATIONAL HIGHWAY SYSTEM	68,402	48,200	20,202	68,402	132,651	-64,250
NATIONAL HIGHWAY TRANSPRTN SAFETY ADMINISTRATION	0	0	0	0	0	0
RECREATIONAL TRAILS	1,159	0	1,159	1,159	1,149	10
SAFE ROUTES INFRASTRUCTURE	2,030	0	2,030	2,030	0	2,030
SAFE ROUTES NON INFRASTRUCTURE	226	0	226	226	0	226
SCENIC BYWAYS	0	0	0	0	0	0
TRANSPRTN & COMMNTY & SYS PRESRVTN PROGRAM	0	0	0	0	0	0
TRANSPORTATION IMPROVEMENT	0	0	0	0	0	0
FHWA TIGER 2 GRANTS FOR GREENHOUSE GAS & ENERGY	0	0	0	0	0	0
SURFACE TRANSPRTN PROG - Enhancements	8,217	0	8,217	8,217	0	8,217
SURFACE TRANSPRTN PROG - Less Enhancements *	121,681	34,813	86,867	121,681	101,770	19,911
FHWA TOTALS:	506,430	300,672	205,757	506,430	781,914	-275,484

TABLE 1 SAFETEA-LU FFY2012-2016 AUTHORIZED VERSUS FINAL STIP (000's) HIGHWAY PROGRAMS

FUNDING CATEGORY	AUTHORIZATION		BALANCE TO PROGRAM		AUTHORIZATION		BALANCE TO PROGRAM		AUTHORIZATION		BALANCE TO PROGRAM	
	FFY 2012	STIP FFY 2012	FFY 2012	FFY 2013	STIP FFY 2013	FFY 2013	FFY 2014	STIP FFY 2014	FFY 2014			
Federal Highway Administration												
ADDITIONAL OBLIGATIONS	0	40,000	-40,000	0	40,000	-40,000	0	40,000	-40,000			
BRIDGE DISCRETIONARY	0	0	0	0	0	0	0	0	0			
BRIDGE REHABLTN & REPLCMNT	182,538	108,794	73,744	182,538	176,202	6,336	182,538	109,350	73,188			
CONGSTN MITGTN & AIR QUALITY	35,000	25,470	9,530	35,000	20,811	14,189	35,000	10,519	24,481			
CONGRESSIONAL EARMARK, FFY 2004	0	0	0	0	0	0	0	0	0			
CONGRESSIONAL EARMARK, FFY 2005	3,526	3,526	0	3,526	3,526	0	0	0	0			
CONGRESSIONAL EARMARK, FFY 2006	0	0	0	0	0	0	0	0	0			
CONGRESSIONAL EARMARK, FFY 2008	225	225	0	420	420	0	0	0	0			
CONGRESSIONAL EARMARK, FFY 2009	2,138	2,138	0	0	0	0	0	0	0			
DEMONSTRATION PROJECTS	0	0	0	0	0	0	0	0	0			
DISCRETIONARY EARMARK, FFY 2003	1,987	1,987	0	0	0	0	0	0	0			
EARMARK, FFY2001	0	0	0	0	0	0	0	0	0			
FERRY BOAT DISCRETIONARY	0	0	0	0	0	0	0	0	0			
HIGHWAY SAFETY IMPROVEMENT PROGRAM	13,495	10,500	2,995	13,495	10,500	2,995	13,495	10,500	2,995			
HISTORIC COVERED BRIDGE PRESERVATION PROG	0	0	0	0	0	0	0	0	0			
HIGH PRIORITY PROJECTS (Highways)	37,195	37,195	0	0	11,753	-11,753	4,960	4,960	0			
ITS - DISCRETIONARY EARMARK	0	0	0	0	0	0	0	0	0			
INTERSTATE	0	0	0	0	0	0	0	0	0			
INTERSTATE MAINTENANCE	73,682	49,583	24,099	73,682	55,261	18,421	73,682	61,526	12,156			
INTERSTATE MAINTENANCE DISCRETIONARY	0	0	0	2,968	2,968	0	0	0	0			
INTERSTATE TRADE-IN EASTERN CONN	0	0	0	0	0	0	0	0	0			
MBE/DBE SUPPORTIVE SERVICE PROGRAM	0	0	0	0	0	0	0	0	0			
NATIONAL CORRIDOR INFRASTRUCTURE IMPROVEMENT PROGRAM	0	0	0	0	0	0	0	0	0			
NATIONAL CORRIDOR PLANNING & DEVELOPMENT	0	0	0	0	0	0	0	0	0			
NATIONAL HIGHWAY SYSTEM	68,402	55,064	13,338	68,402	59,264	9,137	68,402	40,300	28,102			
NATIONAL HIGHWAY TRANSPRTN SAFETY ADMINISTRATION	0	0	0	0	0	0	0	0	0			
RECREATIONAL TRAILS	1,159	1,149	10	1,159	1,149	10	1,159	0	1,159			
SAFE ROUTES INFRASTRUCTURE	2,030	2,575	-545	2,030	0	2,030	2,030	0	2,030			
SAFE ROUTES NON INFRASTRUCTURE	226	0	226	226	0	226	226	0	226			
SCENIC BYWAYS	0	0	0	0	0	0	0	0	0			
TRANSPRTN & COMMNTY & SYS PRESRVTN PROGRAM	227	227	0	0	0	0	0	0	0			
TRANSPORTATION IMPROVEMENT	0	0	0	0	0	0	0	0	0			
FHWA TIGER 2 GRANTS FOR GREENHOUSE GAS & ENERGY	0	0	0	11,159	11,159	0	0	0	0			
SURFACE TRANSPRTN PROG - Enhancements	8,217	5,462	2,766	8,217	7,586	631	8,217	3,666	4,551			
SURFACE TRANSPRTN PROG - Less Enhancements *	113,463	148,614	-35,151	113,463	85,785	27,678	121,681	83,085	38,595			
FHWA TOTALS:	543,510	492,498	51,012	516,286	486,386	29,900	511,389	363,907	147,483			

ADJUSTED AUTHORIZED LEVEL STIP TOTALS: 889868752 915908028.4 -26039276.4

*Note: Includes Equity Bonus Authorization

** Note: Sec 5307 Flex Funds (From FHWA)

TABLE 5 ESTIMATED DOT OPERATING BUDGET

Estimated DOT Operating Budget

<i>Personnel Summary</i>	2011-2012	2012-2013	2013-2014	2014-2015
	<u>Actual</u>	<u>Actual</u>	<u>Estimated</u>	<u>Estimated</u>
<i>Permanent Full-Time Positions</i>				
Special Transportation Fund	3,292	3,276	3,276	3,276
<i>Financial Summary</i>				
	2011-2012	2012-2013	2012-2013	2012-2013
	<u>Actual</u>	<u>Actual</u>	<u>Estimated</u>	<u>Estimated</u>
<i>Other Current Expenses</i>				
Transportation Strategy Board	0	0	0	0
TOTAL - General Fund	<u>0</u>	<u>0</u>	<u>0</u>	<u>0</u>
Personal Services	169,441,130	162,240,011	162,240,011	162,240,011
Other Expenses	<u>49,396,497</u>	<u>49,228,630</u>	<u>49,228,630</u>	<u>49,228,630</u>
<i>Capital Outlay</i>				
Equipment	1,642,000	1,743,000	1,743,000	1,743,000
Minor Capital Projects	332,500	332,500	332,500	332,500
Highway & Bridge Renewal-Equipment	12,000,000	7,000,000	7,000,000	7,000,000
Transit Equipment	0	0	0	0
TOTAL - Capital Outlay	<u>13,974,500</u>	<u>9,075,500</u>	<u>9,075,500</u>	<u>9,075,500</u>
<i>Other Current Expenses</i>				
Highway Planning and Research	2,981,000	3,105,000	3,105,000	3,105,000
ADA Para-transit Program	27,175,000	28,880,000	28,880,000	28,880,000
Hospital Transit for Dialysis	0	0	0	0
Rail Operations	144,997,567	155,715,305	155,715,305	155,715,305
Bus Operations	135,029,058	139,464,784	139,464,784	139,464,784
Non-ADA Dial-A-Ride	576,361	576,361	576,361	576,361
Highway and Bridge Renewal	0	0	0	0
Insurance Recovery	0	0	0	0
Highway and Bridge Renewal	0	0	0	0
Pay-As-You-Go Transportation Projects	27,718,098	22,687,740	0	0
Tweed-New Haven Airport Grant	<u>1,000,000</u>	<u>1,000,000</u>	<u>1,000,000</u>	<u>1,000,000</u>
TOTAL - Other Current Expenses	<u>339,477,084</u>	<u>351,429,190</u>	<u>351,429,190</u>	<u>351,429,190</u>
<i>Pmts to Local Governments</i>				
Town Aid Road Grants	<u>30,000,000</u>	<u>30,000,000</u>	<u>30,000,000</u>	<u>30,000,000</u>
TOTAL - Special Transportation Fund	<u>602,289,211</u>	<u>601,973,331</u>	<u>601,973,331</u>	<u>601,973,331</u>
TOTAL - ALL FUNDS	<u>602,289,211</u>	<u>601,973,331</u>	<u>601,973,331</u>	<u>601,973,331</u>

APPENDICES

APPENDIX A	GLOSSARY OF TERMS USED IN 2012 STIP
APPENDIX B	LIST OF ACRONYMS USED IN 2012 STIP
APPENDIX C	DRAFT 2012 STIP
APPENDIX D	DRAFT 2012 STIP – REQUIRED APPROVALS FOR STATEWIDE AND DISTRICTWIDE PROJECTS

APPENDIX A - GLOSSARY OF TERMS USED IN 2012 STIP

Region:

- 01** SOUTH WESTERN REGIONAL PLANNING AGENCY
- 02** HOUSATONIC VALLEY COUNCIL OF ELECTED OFFICIALS
- 03** NORTHWESTERN CONNECTICUT COUNCIL OF GOVERNMENTS
- 04** LITCHFIELD HILLS COUNCIL OF ELECTED OFFICIALS
- 05** COUNCIL OF GOVERNMENTS OF THE CENTRAL NAUGATUCK VALLEY
- 06** VALLEY COUNCIL OF GOVERNMENTS
- 07** GREATER BRIDGEPORT REGIONAL PLANNING AGENCY
- 08** SOUTH CENTRAL REGIONAL COUNCIL OF GOVERNMENTS
- 09** CENTRAL CONNECTICUT REGIONAL PLANNING AGENCY
- 10** CAPITOL REGION COUNCIL OF GOVERNMENTS
- 11** MIDSTATE REGIONAL PLANNING AGENCY
- 12** CT RIVER ESTUARY REGIONAL PLANNING AGENCY
- 13** SOUTHEASTERN CONNECTICUT COUNCIL OF GOVERNMENTS
- 14** WINDHAM REGION COUNCIL OF GOVERNMENTS
- 15** NORTHEASTERN CONNECTICUT COUNCIL OF GOVERNMENTS
- 70** STATEWIDE PROJECTS
- 71** DISTRICTWIDE PROJECTS - DISTRICT 01
- 72** DISTRICTWIDE PROJECTS - DISTRICT 02
- 73** DISTRICTWIDE PROJECTS - DISTRICT 03
- 74** DISTRICTWIDE PROJECTS - DISTRICT 04
- 75** NY/NJ/CT MODERATE NON-ATTAINMENT PROJECTS
- 76** GREATER CT MODERATE NON-ATTAINMENT PROJECTS
- 77** NH LINE-MAINLINE PROJECTS
- 78** NH LINE SYSTEMWIDE PROJECTS
- 79** CT TRANSIT SYSTEMWIDE PROJECTS
- 80** SHORELINE EAST PROJECTS
- 81** WATERBURY BRANCH-RAIL PROJECTS
- 82** DANBURY BRANCH-RAIL PROJECTS

**FACodes - MAJOR FUNDING CATEGORIES:
FEDERAL TRANSIT ADMINISTRATION**

SECTION 5307C	Capital Funding Programs
SECTION 5307E	Transit Enhancements Funding Programs (Set-Aside)
SECTION 5307O	Operating Subsidy Funding Programs
SECTION 5307P	Carryover – Capital Funding Programs
SECTION 5307R	Carryover - Transit Enhancements Funding Programs
SECTION 5307S	Flex Funds
SECTION 5309A	Fixed Guideway Modernization Capital Funding Programs
SECTION 5309B	Carryover - Fixed Guideway Modernization Capital Funding Programs
SECTION 5309C	Fixed Guideway Modernization Capital Funding Programs (Region 10)
SECTION 5309D	Fixed Guideway Modernization Capital Funding Programs

	(Region 10)
SECTION 5309F	Bus Funding Programs
SECTION 5309G	Carryover – Bus Funding Programs
SECTION 5309P	New Start Funding Programs
SECTION 5309Q	Carryover - New Start Funding Programs
SECTION 5310C	Capital Funding Programs (Services to Elderly and Disabled)
SECTION 5311C	Capital for Non-Urbanized and Small Urban Areas
SECTION 5311O	Operating Subsidy for Non-Urbanized Areas
SECTION 5311P	Carryover for Non-Urbanized Areas
SECTION 5311R	Carryover of 5310 Capital Funds Transferred to 5311
SECTION 5311T	Rural Transportation Assistance Programs (RTAP)
SECTION 5316G	Job Access and Reverse Commute Grants Programs
SECTION 5317J	New Freedoms Initiative

FEDERAL HIGHWAYS ADMINISTRATION SURFACE TRANSPORTATION PROGRAMS(STP)

STPA	STP Anywhere Programs
STPBS	STP Bridgeport/Stamford Programs
STPH	STP Hartford Programs
STPNH	STP New Haven Programs
STPO	STP Other Urban Programs
STPR	STP Rural Programs
STPS	STP Springfield Programs
STPT	STP Enhancement Programs
STPU	STP Designation used by the Capitol Region, indicating that a Project or Group of Projects will be funded from an undetermined combination of the STPH, STPS and STO STP Designation used by the Capitol Region, indicating that a Project or Group of Projects will be funded from an undetermined combination of the STPH, STPS and STPO Programs.
STPW	STP Worcester Program

ALL OTHER FHWA PROGRAMS

BRX	Bridge On System Programs
BRZ	Bridge Off System Programs
CMAQ	Congestion Mitigation and Air Quality Programs
FBD	Ferry Boat Discretionary Programs
GOV	Governors' Transportation Initiative
HPP	High Priority Programs
HCBPP	Historic Covered Bridge Preservation Programs
HSIP	Highway Safety Improvement Program
I-M	Interstate Maintenance Programs
I-MD	Interstate Maintenance Discretionary Programs

NHS	National Highway System Programs
NHTS	National Highway Traffic Safety
RR	Recovery and Reinvestment
RT	Recreational trails Programs
SB	Scenic Byways Programs
SRSI	Safe Routes to School Program
STRR	Surface Transportation Recovery and Reinvestment
TCSP	Transportation & Community & System Preservation Program

Proj#:	CTDOT Assigned Project Number
Rte/Sys:	Route Number or Transit System where Project is located.
Town:	Town name or 'Statewide' indication.
Description:	Project Description.
Phase:	Identification of Project Phase -
ACQ	Capital Acquisition Activities
ALL	All Phases
CON	Construction
FD	Final Design
OTH	Other Activities
PD	Preliminary Design
ROW	Rights Of Way
Year:	STIP Year - The Year the Project is expected to be Obligated. (2012, 2013, 2014, 2015 & FYI for all Years outside of the STIP)
Tot\$(000):	Total Project Dollars in Thousands.
Fed\$(000):	Federal Dollars in Thousands.
Sta\$(000):	State Dollars in Thousands.
Loc\$(000)	Other than State or Federal Dollars, typically Town Dollars in Thousands.

APPENDIX B – ACRONYMS USED IN 2012 STIP

A-B	
ACQ	Capital Acquisition Activities
ADA	Americans with Disabilities Act
BRX	Bridge On System Programs
BRXZ	Highway Bridge Replacement and Rehabilitation Program
BRZ	Bridge Off System Programs
C	
CAAA	Clean Air Act Amendment
CMAQ	Congestion Mitigation and Air Quality Programs
CON	Construction
CT	Connecticut
CTDEP	Connecticut Department of Environmental Protection
CTDOT	Connecticut Department of Transportation
D	
DEP	Department of Environmental Protection
DOT	Department of Transportation
E - F	
EPA	United States Environmental Protection Agency
FACodes	Major Funding Categories
Fed\$(000)	Federal Dollars in Thousands.
FBD	Ferry Boat Discretionary Programs
FD	Final Design
FFY	Federal Fiscal Year
FHWA	Federal Highway Administration
FTA	Federal Transit Administration
G-K	
Gov	Government
GOV	Governors' Transportation Initiative
HCBPP	Historic Covered Bridge Preservation Programs
HPP	High Priority Programs
HSIP	Highway Safety Improvement Program
HOV	High Occupancy Vehicles
IM	Interstate Maintenance Programs
I-MD	Interstate Maintenance Discretionary Programs
ISTEA	Intermodal Surface Transportation Equity Act

ITS	Intelligent Transportation System
L	
Loc\$(000)	Other than State or Federal Dollars, typically Town Dollars in Thousands.
LOCIP	Local Capitol Improvement Program
M	
MPO	Metropolitan Planning Organizations
MVEB	Motor Vehicle Emissions Budget
N - P	
NAAQS	National Ambient Air Quality Standards
NCPD	National Corridor Planning Development
NHS	National Highway System
NHTS	National Highway Traffic Safety
NJ	New Jersey
Nox	Carbon Monoxide
NY	New York
OTH	Other Activities
PD	Preliminary Design
PE	Preliminary Engineering
PM2.5	Particulate matter smaller than 2.5 microns
Proj#	CTDOT Assigned Project Number
R	
ROW	Rights of Way
RPO	Regional Planning Organization
RR	Recovery and Reinvestment
RT	Recreational trails Programs
Rte	Route
S	
SAFETEA-LU	Safe, Accountable, Flexible, and Efficient Transportation Equity Act: A Legacy for Users Act
SB	Scenic Byways Programs
SIP	Statewide Implementation Plan
SRSI	Safe Routes to School Program
Sta\$(000)	State Dollars in Thousands
STF	Special Transportation Fund
STIP	Statewide Transportation Improvement Program
STP	Surface Transportation Program
STRR	Surface Transportation Recovery and Reinvestment

Sys	System
T	
TCM	Transportation Control Measures
TCSP	Transportation & Community & System Preservation Program
TEA-21	Transportation Equity Act for the Twenty First Century
TIP	Transportation Improvement Program
TMA	Transportation Management Area
Tot\$(000)	Total Project Dollars in Thousands.
U-Z	
U.S.C.	United States Code
UZA	Urbanized Areas
VOC	Volatile Organic Contaminant (Particulate Matter)

APPENDIX C -DRAFT 2012 STIP

Region	FACode	Proj#	TempP#	AQCD	Rte/Sys	Town	Description	Phase	Year	Tot\$(000)	Fed\$(000)	Sta\$(000)	Loc\$(000)
06	117	0036-0179			CT 8	DERBY	IMPROVEMENTS @ INTERCHANGE 18	CON	2012	976	976	0	0
10	117	0063-0626			HUYSHOPE AVE	HARTFORD	STREETSCAPE IMPROVEMENTS AT COLTSVILLE	CON	2012	1,950	1,950	0	0
14	117	0077-0215			UCONN	MANSFIELD	HILLSIDE ROAD EXTENSION	ROW	2012	600	600	0	0
									2012 Total	3,526	3,526	0	0
04	129	0143-0182			GATEWAY	TORRINGTON	GATEWAY SIGNS & LANDSCAPING	CON	2012	225	225	0	0
									2012 Total	225	225	0	0
09	129	0110-0132		N	FALL MT WATER RDS	PLYMOUTH	RECONSTRUCT A 780 FOOT SECTION	CON	2013	420	420	0	0
									2013 Total	420	420	0	0
14	125	0077-0227		X6	DOG LANE	MANSFIELD	STORRS CENTER, SEWER & UTILITIES EXTENSION	PE	2012	45	45	0	0
14	125	0077-0227			DOG LANE	MANSFIELD	STORRS CENTER, SEWER & UTILITIES EXTENSION	CON	2012	668	668	0	0
08	125	0148-0198			TRAIL	WALLINGFORD	QUINNIPAC RIVER TRAIL - RTS 15 TO 150 (PHASE 3)	CON	2012	1,425	1,425	0	0
									2012 Total	2,138	2,138	0	0
08	330	0092-0583				NEW HAVEN	PARCEL G & H - HARBOR ACCESS	CON	2012	1,987	1,987	0	0
									2012 Total	1,987	1,987	0	0
06	5307C	0036-XXXX		X6	VALLEY TD	DERBY	VCOG/VALLEY TD - BUS SHELTERS FY 12	OTH	2012	250	200	50	
06	5307C	0036-XXXX		X6	VALLEY TD	DERBY	VCOG/VALLEY TD-ADMINISTRATIVE EQUIPMENTCAPITAL - FY 2012	OTH	2012	250	200	50	0
78	5307C	0300-XXXX		X6	NHL-ML	VARIOUS	NHL BRIDGE TIMBER /S-PROGRAM - FY 12	CON	2012	6,000	4,800	1,200	0
77	5307C	0301-0077		X6	NHL-ML	VARIOUS	NEW HAVEN LINE TRACK PROGRAM	CON	2012	27,500	22,000	5,500	0
79	5307C	0400-XXXX		X6	CTTRANSIT	VARIOUS	CTTRANSIT SYSTEMWIDE ADMIN CAPT/SCV REPLACEMENT FY 12	OTH	2012	800	640	160	0
07	5307C	0410-0049		X6	GBTA	BRIDGEPORT	GBTA - ADMINISTRATIVE CAPITAL EQUIPMENT & SCV PROGRAM FY 12	OTH	2012	300	240	60	0
07	5307C	0410-XXXX		X6	GBTA	BRIDGEPORT	GBTA-REPLACE PARATRANSIT VEHICLES - FY 12	ACQ	2012	355	284	71	0
01	5307C	0412-XXXX		X6	NORWALK TD	NORWALK	NORWALK TD - ADMIN CAPITAL & SCV REPL PROGRAM FY 12	OTH	2012	150	120	30	0
01	5307C	0412-XXXX		X6	NORWALK TD	NORWALK	NORWALK TD - FACILITY IMPROVEMENTS FY 2012	OTH	2012	400	320	80	0
01	5307C	0412-XXXX		X6	NORWALK TD	NORWALK	NORWALK TD-REPLACE PARATRANSIT VEHICLES - FY 2012	ACQ	2012	370	296	74	0
13	5307C	0414-XXXX		X6	SEAT	NORWICH	SEAT - PARATRANSIT VEHICLES REPLACEMENT FY 12	OTH	2012	68	54	14	0
13	5307C	0414-XXXX		X6	SEAT	NORWICH	SEAT-ADMINISTRATIVE CAPITAL & SCV REPLACEMENT - FY 2012	OTH	2012	100	80	20	0
02	5307C	0416-XXXX		X6	HART	DANBURY	HART-ADMIN CAPITAL & SCV REPLACEMENT PROGRAM FY 12	OTH	2012	110	88	22	0
02	5307C	0416-XXXX		X6	HART	DANBURY	HART-REPLACE PARATRANSIT VEHICLES FY 12	ACQ	2012	408	326	82	0
08	5307C	0424-XXXX		X6	MILFORD TD	MILFORD	MILFORD TD-ADMINISTRATIVE CAPITAL & SCV PROGRAM - FY 12	OTH	2012	213	170	43	0
08	5307C	0424-PXXXX		X6	MILFORD TD	MILFORD	MILFORD TD-REPLACE PARATRANSIT VEHICLES - FY 12	ACQ	2012	408	326	82	0
10	5307C	0426-XXXX		X6	GHTD	HARTFORD	GHTD - ADMINISTRATIVE CAPITAL - FY 12	OTH	2012	250	200	50	0
10	5307C	0426-XXXX		X6	GHTD	HARTFORD	GHTD - PARATRANSIT VEHICLE REPLACEMENT PROGRAM FY 12	ACQ	2012	1,700	1,360	340	0
10	5307C	0426-XXXX		X6	GHTD	HARTFORD	GHTD - UNION STATION REPAIRS/IMPROVEMENTS - FY 12	CON	2012	800	640	160	0
08	5307C	0427-XXXX		X6	GNHTD	NEW HAVEN	GNHTD - ADMINISTRATIVE CAPITAL PROGRAM FY 12	OTH	2012	250	200	50	0
08	5307C	0427-PXXXX		X6	GNHTD	NEW HAVEN	GNHTD - REPLACE PARATRANSIT VEHICLES PROGRAM FY 12	ACQ	2012	2,652	2,122	530	0
05	5307C	0430-XXXX		X6	CTTRANSIT	WATERBURY	CDOT/WATERBURY-ADMINISTRATIVE CAPITAL - FY 2012	OTH	2012	150	120	30	0
05	5307C	0430-XXXX		X6	CTTRANSIT	WATERBURY	CDOT/WATERBURY-REPLACE PARATRANSIT VEHICLES - FY 2012	ACQ	2012	612	490	122	0
70	5307C	0472-XXXX		X6	NWCT TD	TORRINGTON	NWCT TD - NEW BUS FACILITY FY 12	OTH	2012	16,730	8	9	0
									2012 Total	60,826	35,285	8,828	0
70	5307C	0170-TXXX		X6	VARIOUS	STATEWIDE	TRANSIT CAPITAL PLANNING.	OTH	2013	400	320	80	0
79	5307C	0400-XXXX		X6	CTTRANSIT	VARIOUS	CTTRANSIT SYSTEMWIDE ADMIN CAPT/SCV REPLACEMENT FY 14	OTH	2013	800	640	160	0
79	5307C	0400-XXXX		X6	CTTRANSIT	VARIOUS	CTTRANSIT-REPLACE 32 BUSES - FY 2013	ACQ	2013	14,000	11,200	2,800	0
79	5307C	0400-XXXX		X6	CTTRANSIT	VARIOUS	CTTRANSIT-REPLACE FAREBOXES FY 13	ACQ	2013	20,000	16,000	4,000	0
07	5307C	0410-0049		X6	GBTA	BRIDGEPORT	GBTA - ADMINISTRATIVE CAPITAL & SCV PROGRAM FY 13	OTH	2013	200	160	40	0
07	5307C	0410-XXXX		X6	GBTA	BRIDGEPORT	GBTA-ADMINISTRATIVE CAPITAL VEHICLE - FY 2013	OTH	2013	500	400	100	0
01	5307C	0412-XXXX		X6	NORWALK TD	NORWALK	NORWALK TD-ADMINISTRATIVE CAPITAL - FY 2013	OTH	2013	150	120	30	0
01	5307C	0412-XXXX		X6	NORWALK TD	NORWALK	NORWALK TD-REPLACE 2 40-FT BUSES - FY 2013	ACQ	2013	862	690	172	0
13	5307C	0414-XXXX		X6	SEAT	NORWICH	SEAT-ADMINISTRATIVE CAPITAL & SCV REPLACEMENT - FY 2013	OTH	2013	150	120	30	0
02	5307C	0416-XXXX		X6	HART	DANBURY	HART-ADMIN CAPITAL & SCV REPLACEMENT - FY 13	OTH	2013	75	60	15	0
02	5307C	0416-XXXX		X6	HART	DANBURY	HART-REPLACE 2-40FT & 10-35FT BUSES - FY 13	ACQ	2013	5,095	4,076	1,019	0
02	5307C	0416-XXXX		X6	HART	DANBURY	HART-REPLACE PARATRANSIT VEHICLES FY 13	ACQ	2013	276	221	55	0
06	5307C	0420-XXXX		X6	VALLEY TD	DERBY	VCOG/VALLEY TD - ADMINISTRATIVE CAPITAL - FY 13	OTH	2013	100	80	20	0
11	5307C	0422-XXXX		X6	MIDDLETOWN TD	MIDDLETOWN	MAT-REPLACE PARATRANSIT VEHICLES - FY13	OTH	2013	252	202	50	0
08	5307C	0424-XXXX		X6	MILFORD TD	MILFORD	MILFORD TD-ADMINISTRATIVE CAPITAL - FY 13	OTH	2013	200	160	40	0
08	5307C	0424-PXXXX		X6	MILFORD TD	MILFORD	MILFORD TD-REPLACE 1 2001 30-FT BUS - FY 13	ACQ	2013	385	308	77	0
08	5307C	0424-PXXXX		X6	MILFORD TD	MILFORD	MILFORD TD-REPLACE PARATRANSIT VEHICLES - FY 13	ACQ	2013	207	166	41	0
10	5307C	0426-XXXX		X6	GHTD	HARTFORD	GHTD - ADMINISTRATIVE CAPITAL - FY 13	OTH	2013	350	280	70	0
10	5307C	0426-XXXX		X6	GHTD	HARTFORD	GHTD-PARATRANSIT VEHICLE REPLACEMENT - FY 13	OTH	2013	828	662	166	0
10	5307C	0426-XXXX		X6	GHTD	HARTFORD	GHTD-UNION STATION REPAIRS/IMPROVEMENTS - FY 13	CON	2013	1,200	960	240	0
08	5307C	0427-XXXX		X6	GNHTD	NEW HAVEN	GNHTD - ADMINISTRATIVE CAPITAL & SCV REPLACEMENT - FY 13	OTH	2013	365	292	73	0
08	5307C	0427-PXXXX		X6	GNHTD	NEW HAVEN	GNHTD - REPLACE PARATRANSIT VEHICLES - FY 13	ACQ	2013	276	221	55	0
05	5307C	0430-XXXX		X6	CTTRANSIT	WATERBURY	CDOT/WATERBURY - WATERBURY BUS MAINTENANCE FACILITY - FY 13	CON	2013	30,000	24,000	6,000	0
05	5307C	0430-XXXX		X6	CTTRANSIT	WATERBURY	CDOT/WATERBURY-ADMINISTRATIVE CAPITAL - FY 13	OTH	2013	150	120	30	0
05	5307C	0430-XXXX		X6	CTTRANSIT	WATERBURY	CDOT/WATERBURY-REPLACE PARATRANSIT VEHICLES - FY 13	ACQ	2013	897	718	179	0
									2013 Total	77,718	62,174	15,544	0
78	5307C	0300-XXXX		X6	NHL-ML	VARIOUS	NHL BRIDGE TIMBER /S-PROGRAM - FY 14	CON	2014	6,000	4,800	1,200	0
79	5307C	0400-XXXX		X6	CTTRANSIT	VARIOUS	CTTRANSIT-REPLACE 40 2002 40-FT BUSES FY 14	ACQ	2014	18,000	14,400	3,600	0
07	5307C	0410-0049		X6	GBTA	BRIDGEPORT	GBTA - ADMINISTRATIVE CAPITAL & SCV PROGRAM FY 14	OTH	2014	700	560	140	0
01	5307C	0412-T073		X6	NORWALK	NORWALK	NORWALK TD - ADMIN CAPITAL & SCV REPL PROGRAM.	OTH	2014	150	120	30	0
01	5307C	0412-T073		X6	NORWALK	NORWALK	NORWALK TD-REPLACE PARATRANSIT VEHICLES PROGRAM.	ACQ	2014	700	560	140	0
01	5307C	0412-XXXX		X6	NORWALK	NORWALK	NORWALK TD-REPLACE 12 30-FT BUSES FY 14	ACQ	2014	4,755	3,804	951	0
13	5307C	0414-TXXX		X6	SEAT	NORWICH	SEAT - ADMINISTRATIVE CAPITAL PROGRAM FY 14	OTH	2014	100	80	20	0
02	5307C	0416-0039		X6	HART	DANBURY	HART-ADMIN CAPITAL & SCV REPLACEMENT PROGRAM FY 14	OTH	2014	100	80	20	0
02	5307C	0416-XXXX		X6	HART	DANBURY	HART - BUS SHELTERS AND SIGNS FY 14	ACQ	2014	100	80	20	0
02	5307C	0416-XXXX		X6	HART	DANBURY	HART-MIDLIFE OVERHAUL ON 2007 BUSES FY 14	OTH	2014	400	320	80	0

Region	FACode	Proj#	TempP#	AQCD	Rte/Sys	Town	Description	Phase	Year	TotS(000)	Feds(000)	StaS(000)	Locs(000)
02	5307C	0416-XXXX		X6	HART	DANBURY	HART-REPLACE PARATRANSIT VEHICLES FY 14	ACQ	2014	420	336	84	0
06	5307C	0420-XXXX		X6	VALLEY TD	DERBY	VALLEY TD-ADMINISTRATIVE CAPITAL FY 14	OTH	2014	100	80	20	0
11	5307C	0422-0043		X6	MIDDLETOWN TD	MIDDLETOWN	MAT - ADMINISTRATIVE CAPITAL PROGRAM FY 14	OTH	2014	100	80	20	0
11	5307C	0422-XXXX		X6	MIDDLETOWN TD	MIDDLETOWN	MAT-REPLACE 4 2002 30-FT BUSES FY 14	ACQ	2014	1,585	1,268	317	0
08	5307C	0424-0024		X6	MILFORD TD	MILFORD	MILFORD TD - ADMINISTRATIVE CAPITAL PROGRAM FY 14	OTH	2014	200	160	40	0
10	5307C	0426-XXXX		X6	GHTD	HARTFORD	GHTD - ADMINISTRATIVE CAPITAL PROGRAM FY 14	OTH	2014	250	200	50	0
08	5307C	0427-T031		X6	GNH TD	NEW HAVEN	GNHTD - 840 FACILITY IMPROVEMENTS & REPAIRS FY 14 .	ACQ	2014	500	400	100	0
08	5307C	0427-T031		X6	GNH TD	NEW HAVEN	GNHTD - ADMINISTRATIVE CAPITAL PROGRAM FY 14	OTH	2014	300	240	60	0
08	5307C	0427-T031		X6	GNH TD	NEW HAVEN	GNHTD - REPLACE PARATRANSIT VEHICLES PROGRAM.	ACQ	2014	700	560	140	0
05	5307C	0430-XXXX		X6	CTTRANSIT	WATERBURY	CDOT/WATERBURY - WATERBURY BUS MAINTENANCE FACILITY - FY 14	CON	2014	40,000	32,000	8,000	0
05	5307C	0430-XXXX		X6	CTTRANSIT	WATERBURY	CDOT/WATERBURY-ADMINISTRATIVE CAPITAL - FY 14	OTH	2014	150	120	30	0
10	5307C	0GHT-1002		X6	GHTD	HARTFORD	GHTD - PARATRANSIT VEHICLE REPLACEMENT PROGRAM.	ACQ	2014	3,150	2,520	630	0
10	5307C	0GHT-1007		X6	GHTD	HARTFORD	GHTD - UNION STATION REPAIRS/IMPROVEMENT..	CON	2014	500	400	100	0
									2014 Total	78,960	63,168	15,792	0
70	5307C	0170-TXXX		X6	VARIOUS	STATEWIDE	TRANSIT CAPITAL PLANNING FY 15	OTH	2015	400	320	80	0
78	5307C	0300-XXXX		X6	NHL-ML		NHL BRIDGE TIMBER /S-PROGRAM - FY 15	CON	2015	8,500	6,800	1,700	0
79	5307C	0400-XXXX		X6	CTTRANSIT	VARIOUS	CTTRANSIT SYSTEMWIDE ADMIN CAPT/SCV REPLACEMENT FY 15	OTH	2015	800	640	160	0
79	5307C	0400-XXXX		X6	CTTRANSIT	VARIOUS	CTTRANSIT-REPLACE 2 COACH BUSES FY 15	ACQ	2015	1,269	1,015	254	0
79	5307C	0400-XXXX		X6	CTTRANSIT	VARIOUS	CTTRANSIT-REPLACE 58 2003 40-FT & 7 COACH BUSES FY 15	ACQ	2015	32,000	25,600	6,400	0
07	5307C	0410-0049		X6	GBTA	BRIDGEPORT	GBTA - ADMINISTRATIVE CAPITAL & SCV PROGRAM FY 15	OTH	2015	300	240	60	0
07	5307C	0410-0049		X6	GBTA	BRIDGEPORT	GBTA - PARATRANSIT VEHICLE REPLACEMENT PROGRAM FY 15	OTH	2015	1,704	1,363	341	0
07	5307C	0410-0049		X6	GBTA	BRIDGEPORT	GBTA - REPLACE 25 2003 35-FT & 15 2003 40-FT BUSES FY 15	OTH	2015	17,631	14,105	3,526	0
01	5307C	0412-T073		X6	NORWALK	NORWALK	NORWALK TD - ADMIN CAPITAL & SCV REPL PROGRAM FY 15	OTH	2015	150	120	30	0
01	5307C	0412-T073		X6	NORWALK	NORWALK	NORWALK TD-REPLACE PARATRANSIT VEHICLES PROGRAM FY 15	ACQ	2015	710	568	142	0
01	5307C	0412-XXXX		X6	NORWALK	NORWALK	NORWALK TD-REPLACE 19 2003 35-FT & 1 2003 40-FT BUSES FY 15	ACQ	2015	8,734	6,987	1,747	0
13	5307C	0414-TXXX		X6	SEAT	NORWICH	SEAT - ADMINISTRATIVE CAPITAL PROGRAM FY 15	OTH	2015	150	120	30	0
13	5307C	0414-TXXX		X6	SEAT	NORWICH	SEAT - REPLACE 3 2003 35-FT & 2 2003 40-FT BUSES FY 15	OTH	2015	2,197	1,758	439	0
02	5307C	0416-0039		X6	HART	DANBURY	HART-ADMIN CAPITAL & SCV REPLACEMENT PROGRAM FY 15	OTH	2015	75	60	15	0
02	5307C	0416-XXXX		X6	HART	DANBURY	HART-REPLACE 2 2003 30-FT BUSES FY 15	ACQ	2015	816	653	163	0
06	5307C	0420-XXXX		X6	VALLEY TD	DERBY	VCOG/VALLEY TD-ADMINISTRATIVE CAPITAL FY 15	OTH	2015	100	80	20	0
06	5307C	0420-XXXX		X6	VALLEY TD	DERBY	VCOG/VALLEY TD-PARATRANSIT VEHICLE REPLACEMENT FY 15	OTH	2015	995	796	199	0
11	5307C	0422-0043		X6	MIDDLETOWN TD	MIDDLETOWN	MAT - ADMINISTRATIVE CAPITAL PROGRAM FY 15	OTH	2015	100	80	20	0
11	5307C	0422-XXXX		X6	MIDDLETOWN TD	MIDDLETOWN	MAT-REPLACE 3 2003 35-FT BUSES FY 15	ACQ	2015	1,309	1,047	262	0
08	5307C	0424-0024		X6	MILFORD TD	MILFORD	MILFORD TD - ADMINISTRATIVE CAPITAL PROGRAM FY 15	OTH	2015	200	160	40	0
08	5307C	0424-0024		X6	MILFORD TD	MILFORD	MILFORD TD - PARATRANSIT VEHICLE REPLACEMENT FY 15	OTH	2015	213	170	43	0
08	5307C	0424-0024		X6	MILFORD TD	MILFORD	MILFORD TD - REPLACE 3 2003 40-FT BUSES FY 15	OTH	2015	1,332	1,066	266	0
10	5307C	0426-XXXX		X6	GHTD	HARTFORD	GHTD - ADMINISTRATIVE CAPITAL PROGRAM FY 15	OTH	2015	250	200	50	0
08	5307C	0427-T031		X6	GNH TD	NEW HAVEN	GNHTD - ADMINISTRATIVE CAPITAL PROGRAM FY 15	OTH	2015	300	240	60	0
08	5307C	0427-T031		X6	GNH TD	NEW HAVEN	GNHTD - REPLACE PARATRANSIT VEHICLES PROGRAM FY 15	ACQ	2015	1,207	966	241	0
05	5307C	0430-XXXX		X6	CTTRANSIT	WATERBURY	CDOT/WATERBURY-ADMINISTRATIVE CAPITAL - FY 15	OTH	2015	150	120	30	0
05	5307C	0430-XXXX		X6	CTTRANSIT	WATERBURY	CDOT/WATERBURY-REPLACE PARATRANSIT VEHICLES - FY 15	ACQ	2015	1,562	1,250	312	0
10	5307C	0GHT-1002		X6	GHTD	HARTFORD	GHTD - PARATRANSIT VEHICLE REPLACEMENT PROGRAM FY 15	ACQ	2015	1,278	1,022	256	0
10	5307C	0GHT-1007		X6	GHTD	HARTFORD	GHTD - UNION STATION REPAIRS/IMPROVEMENT FY 15	CON	2015	500	400	100	0
									2015 Total	85,358	68,286	17,072	0
70	5307C	0170-TXXX		X6	VARIOUS	STATEWIDE	TRANSIT CAPITAL PLANNING	OTH	FYI	450	360	90	0
78	5307C	0300-XXXX		X6	NHL-ML		NHL BRIDGE TIMBER /S-PROGRAM - FY 15	CON	FYI	8,500	6,800	1,700	0
79	5307C	0400-XXXX		X6	CTTRANSIT	VARIOUS	CTTRANSIT SYSTEMWIDE ADMIN CAPT/SCV REPLACEMENT	OTH	FYI	800	640	160	0
79	5307C	0400-XXXX		X6	CTTRANSIT	VARIOUS	CTTRANSIT-REPLACE 84 2004 40-FT BUSES	ACQ	FYI	38,419	30,735	7,684	0
07	5307C	0410-0049		X6	GBTA	BRIDGEPORT	GBTA - ADMINISTRATIVE CAPITAL & SCV PROGRAM	OTH	FYI	300	240	60	0
07	5307C	0410-0049		X6	GBTA	BRIDGEPORT	GBTA - PARATRANSIT VEHICLE REPLACEMENT PROGRAM	OTH	FYI	360	288	72	0
01	5307C	0412-T073		X6	NORWALK	NORWALK	NORWALK TD - ADMIN CAPITAL & SCV REPL PROGRAM	OTH	FYI	150	120	30	0
01	5307C	0412-T073		X6	NORWALK	NORWALK	NORWALK TD-REPLACE 3 2004 30-FT BUSES	ACQ	FYI	1,261	1,009	252	0
01	5307C	0412-T073		X6	NORWALK	NORWALK	NORWALK TD-REPLACE PARATRANSIT VEHICLES PROGRAM	ACQ	FYI	792	634	158	0
01	5307C	0412-XXXX		X6	NORWALK	NORWALK	NORWALK TD-REPLACE 14 30-FT & 2 35-FT BUSES	ACQ	FYI	8,184	6,547	1,637	0
13	5307C	0414-TXXX		X6	SEAT	NORWICH	SEAT - ADMINISTRATIVE CAPITAL PROGRAM	OTH	FYI	100	80	20	0
13	5307C	0414-TXXX		X6	SEAT	NORWICH	SEAT - REPLACE 2 2004 30-FT BUSES	OTH	FYI	841	673	168	0
02	5307C	0416-0039		X6	HART	DANBURY	HART-ADMIN CAPITAL & SCV REPLACEMENT PROGRAM	OTH	FYI	75	60	15	0
02	5307C	0416-XXXX		X6	HART	DANBURY	HART-REPLACE PARATRANSIT VEHICLES	ACQ	FYI	720	576	144	0
06	5307C	0420-XXXX		X6	VALLEY TD	DERBY	VCOG/VALLEY TD-ADMINISTRATIVE CAPITAL	OTH	FYI	100	80	20	0
11	5307C	0422-0043		X6	MIDDLETOWN TD	MIDDLETOWN	MAT - ADMINISTRATIVE CAPITAL PROGRAM	OTH	FYI	100	80	20	0
08	5307C	0424-0024		X6	MILFORD TD	MILFORD	MILFORD TD - ADMINISTRATIVE CAPITAL PROGRAM	OTH	FYI	200	160	40	0
08	5307C	0424-0024		X6	MILFORD TD	MILFORD	MILFORD TD - PARATRANSIT VEHICLE REPLACEMENT	OTH	FYI	432	346	86	0
10	5307C	0426-XXXX		X6	GHTD	HARTFORD	GHTD - ADMINISTRATIVE CAPITAL PROGRAM	OTH	FYI	250	200	50	0
08	5307C	0427-T031		X6	GNH TD	NEW HAVEN	GNHTD - ADMINISTRATIVE CAPITAL PROGRAM	OTH	FYI	200	160	40	0
08	5307C	0427-T031		X6	GNH TD	NEW HAVEN	GNHTD - REPLACE PARATRANSIT VEHICLES PROGRAM	ACQ	FYI	2,808	2,246	562	0
05	5307C	0430-XXXX		X6	CTTRANSIT	WATERBURY	CDOT/WATERBURY-ADMINISTRATIVE CAPITAL	OTH	FYI	150	120	30	0
05	5307C	0430-XXXX		X6	CTTRANSIT	WATERBURY	CDOT/WATERBURY-REPLACE 5 2004 40-FT BUSES	ACQ	FYI	2,287	1,830	457	0
05	5307C	0430-XXXX		X6	CTTRANSIT	WATERBURY	CDOT/WATERBURY-REPLACE PARATRANSIT VEHICLES	ACQ	FYI	648	518	130	0
10	5307C	0GHT-1002		X6	GHTD	HARTFORD	GHTD - PARATRANSIT VEHICLE REPLACEMENT PROGRAM	ACQ	FYI	1,800	1,440	360	0
10	5307C	0GHT-1007		X6	GHTD	HARTFORD	GHTD - UNION STATION REPAIRS/IMPROVEMENT	CON	FYI	500	400	100	0
									FYI Total	70,427	56,342	14,085	0
09	5307O	0017-0180		X6	CCRPA	CCRPA	CCRPA - ADA PARATRANSIT OPERATING	OTH	2012	1,381	0	1,381	0
08	5307O	0400-0001	0402-XXXX	X6	CT TRNST	NEW HAVEN	CONNECTICUT TRANSIT - NEW HAVEN - FY2012	OTH	2012	24,980	0	24,980	0
01	5307O	0401-XXXX		X6	CT TRNST	STAMFORD	CONNECTICUT TRANSIT - STAMFORD - FY2012	OTH	2012	9,084	0	9,084	0

Region	FACode	Proj#	TempP#	AQCD	Rte/Sys	Town	Description	Phase	Year	Tot\$(000)	Fed\$(000)	Sta\$(000)	Loc\$(000)
10	53070	0403-XXXX		X6	CT TRNST	HARTFORD	CONNECTICUT TRANSIT - HARTFORD - FY2012	OTH	2012	44,244	0	44,244	0
07	53070	0410-0063		X6	GBTA	BRIDGEPORT	GREATER BRIDGEPORT TA - FIXED ROUTE - FY2012	OTH	2012	11,286	0	11,286	0
07	53070	0410-0064		X6	GBTA	BRIDGEPORT	GREATER BRIDGEPORT TA - ADA OPERATING - FY2012	OTH	2012	2,313	0	2,313	0
01	53070	0412-0118		X6	NORWALK TD	NORWALK	NORWALK TD - FIXED ROUTE - FY2012	OTH	2012	6,151	0	6,151	0
01	53070	0412-0119		X6	NORWALK TD	WESTPORT	NORWALK TD - WESTPORT - FIXED ROUTE - FY2012	OTH	2012	759	0	759	0
01	53070	0412-0122		X6	NORWALK TD	NORWALK	NORWALK TD - ADA OPERATING NORWALK - FY2012	OTH	2012	856	0	856	0
01	53070	0412-0123		X6	NORWALK TD	STAMFORD	NORWALK TD - ADA OPERATING STAMFORD - FY2012	OTH	2012	2,471	0	2,471	0
01	53070	0412-0124		X6	NORWALK TD	WESTPORT	NORWALK TD - ADA OPERATING WESTPORT - FY2012	OTH	2012	172	0	172	0
13	53070	0414-0054		X6	SEAT	NORWICH	SOUTHEAST AREA TD - FIXED ROUTE - FY2012	OTH	2012	3,170	0	3,170	0
13	53070	0414-0055		X6	SEAT	NORWICH	SOUTHEAST AREA TD - ADA OPERATING - FY2012	OTH	2012	153	0	153	0
02	53070	0416-0056		X6	HART	DANBURY	HOUSATONIC AREA REGIONAL TD - FIXED ROUTE - FY2012	OTH	2012	2,900	0	2,900	0
02	53070	0416-0057		X6	HART	DANBURY	HART-ADA PARATRANSIT OPERATING-FY12	OTH	2012	359	0	359	0
02	53070	0416-0058		X6	HART	DANBURY	HART-OPERATING FY 2012	OTH	2012	985	493	0	493
06	53070	0420-0040		X6	VALLEY TD	DERBY	VALLEY TD - DIAL-A-RIDE - FY2012	OTH	2012	748	0	748	0
06	53070	0420-0041		X6	VALLEY TD	DERBY	VALLEY TD - ADA OPERATING - FY2012	OTH	2012	259	0	259	0
11	53070	0422-0051		X6	MIDDLETOWN TD	MIDDLETOWN	MIDDLETOWN TD - FIXED ROUTE - FY2012	OTH	2012	1,052	0	1,052	0
11	53070	0422-0052		X6	MIDDLETOWN TD	MIDDLETOWN	MIDDLETOWN TD - ADA OPERATING - FY2012	OTH	2012	190	0	190	0
11	53070	0422-0053		X6	MIDDLETOWN TD	MIDDLETOWN	MIDDLETOWN TD - DIAL-A-RIDE - FY2012	OTH	2012	124	0	124	0
08	53070	0424-0058	0424-XXXX	X6	MILFORD TD	MILFORD	MILFORD TD - FIXED ROUTE - FY2012	OTH	2012	870	0	870	0
08	53070	0424-0059	0424-XXXX	X6	MILFORD TD	MILFORD	MILFORD TD - ADA OPERATING - FY2012	OTH	2012	267	0	267	0
08	53070	0424-0060	0424-XXXX	X6	MILFORD TD	MILFORD	MILFORD TD - DIAL-A-RIDE - FY2012	OTH	2012	42	0	42	0
10	53070	0426-0042		X6	GHTD	HARTFORD	GREATER HARTFORD TRANSIT DISTRICT - ADA OPERATING - FY2012	OTH	2012	9,900	0	9,900	0
10	53070	0426-0043		X6	GHTD	HARTFORD	GREATER HARTFORD TRANSIT DISTRICT - DIAL-A-RIDE - FY2012	OTH	2012	396	0	396	0
08	53070	0427-0047	0427-XXXX	X6	NEW HAVEN TD	NEW HAVEN	GREATER NEW HAVEN TD - ADA OPERATING - FY2012	OTH	2012	5,995	0	5,995	0
08	53070	0427-0048	0427-XXXX	X6	NEW HAVEN TD	NEW HAVEN	GREATER NEW HAVEN TD - DIAL-A-RIDE - FY2012	OTH	2012	155	0	155	0
05	53070	0431-XXXX		X6	WATERBURY	WATERBURY	WATERBURY - ADA OPERATING - NETCO - FY2012	OTH	2012	1,693	0	1,693	0
05	53070	0431-XXXX		X6	WATERBURY	WATERBURY	WATERBURY - FIXED ROUTE - NETCO - FY2012	OTH	2012	3,925	0	3,925	0
05	53070	0431-XXXX		X6	WATERBURY	WATERBURY	WATERBURY DIAL-A-RDIE - NETCO - FY2012	OTH	2012	638	0	638	0
08	53070	0432-0007		X6	MERIDEN	MERIDEN	MERIDEN/WALLINGFORD ADA OPERATING-FY2012	OTH	2012	609	0	609	0
08	53070	0432-0009	0432-XXXX	X6	MERIDEN	MERIDEN	MERIDEN - FIXED ROUTE - NETCO - FY2012	OTH	2012	755	0	755	0
08	53070	0433-0145	0433-XXXX	X6	WALLINGFORD	WALLINGFORD	WALLINGFORD - FIXED ROUTE - NETCO - FY2012	OTH	2012	168	0	168	0
09	53070	0441-XXXX		X6	NEW BRITAIN	NEW BRITAIN	NEW BRITAIN - FIXED ROUTE - NBT - FY2012	OTH	2012	1,384	0	1,384	0
09	53070	0442-XXXX		X6	BRISTOL	BRISTOL	BRISTOL LOCAL - NBT - FY2012	OTH	2012	278	0	278	0
05	53070	0444-XXXX		X6	SOUTHINGTON/CHEESHIRE	SOUTHINGTON/CHEESHIRE	SOUTHINGTON COMMUTER - DATTCO - FY2012	OTH	2012	80	0	80	0
09	53070	0450-XXXX		X6	BRISTOL	BRISTOL	BRISTOL COMMUTER - DATTCO - FY2012	OTH	2012	203	0	203	0
12	53070	0452-XXXX		X6	OLD SAYBROOK	OLD SAYBROOK	OLD SAYBROOK/NH/HARTFORD - DATTCO - FY2012	OTH	2012	756	0	756	0
09	53070	0453-XXXX		X6	NEW BRITAIN	NEW BRITAIN	NEW BRITAIN - FIXED ROUTE - DATTCO - FY2012	OTH	2012	464	0	464	0
04	53070	0460-XXXX		X6	TORRINGTON	TORRINGTON	WINSTED COMMUTER - KELLEY TRANSPORTATION - FY2012	OTH	2012	266	0	266	0
14	53070	0461-XXXX		X6	WILLIMANTIC	WILLIMANTIC	WILLIMANTIC COMMUTER - ARROW BUS LINE - FY2012	OTH	2012	353	0	353	0
10	53070	0462-XXXX		X6	VERNON	VERNON	VERNON COMMUTER - COLLINS BUS SERVICE - FY2012	OTH	2012	142	0	142	0
08	53070	0463-0008	0463-XXXX	X6	MERIDEN TD	MERIDEN	MERIDEN TD - COMMUTER - FY2012	OTH	2012	195	0	195	0
14	53070	0474-XXXX		X6	WINDHAM TD	WINDHAM	WINDHAM REGION TRANSIT DISTRICT - ADA OPERATING - FY2012	OTH	2012	33	0	33	0
									2012 Total	143,203	493	142,218	493
09	53070	0017-0180		X6	CCRPA	CCRPA	CCRPA - ADA PARATRANSIT OPERATING	OTH	2013	1,519	0	1,519	0
08	53070	0400-0001	0402-XXXX	X6	CT TRANSIT	NEW HAVEN	CONNECTICUT TRANSIT - NEW HAVEN - FY2013	OTH	2013	24,980	0	24,980	0
01	53070	0401-XXXX		X6	CT TRANSIT	STAMFORD	CONNECTICUT TRANSIT - STAMFORD - FY2013	OTH	2013	9,084	0	9,084	0
10	53070	0403-XXXX		X6	CT TRANSIT	HARTFORD	CONNECTICUT TRANSIT - HARTFORD - FY2013	OTH	2013	44,244	0	44,244	0
07	53070	0410-0063		X6	GBTA	BRIDGEPORT	GREATER BRIDGEPORT TA - FIXED ROUTE - FY2013	OTH	2013	12,415	0	12,415	0
07	53070	0410-0064		X6	GBTA	BRIDGEPORT	GREATER BRIDGEPORT TA - ADA OPERATING - FY2013	OTH	2013	2,545	0	2,545	0
01	53070	0412-0118		X6	NORWALK TD	NORWALK	NORWALK TD - FIXED ROUTE - FY2013	OTH	2013	6,766	0	6,766	0
01	53070	0412-0119		X6	NORWALK TD	WESTPORT	NORWALK TD - WESTPORT - FIXED ROUTE - FY2013	OTH	2013	835	0	835	0
01	53070	0412-0122		X6	NORWALK TD	NORWALK	NORWALK TD - ADA OPERATING NORWALK - FY2013	OTH	2013	941	0	941	0
01	53070	0412-0123		X6	NORWALK TD	STAMFORD	NORWALK TD - ADA OPERATING STAMFORD - FY2013	OTH	2013	2,718	0	2,718	0
01	53070	0412-0124		X6	NORWALK TD	WESTPORT	NORWALK TD - ADA OPERATING WESTPORT - FY2013	OTH	2013	189	0	189	0
13	53070	0414-0054		X6	SEAT	NORWICH	SOUTHEAST AREA TD - FIXED ROUTE - FY2013	OTH	2013	3,487	0	3,487	0
13	53070	0414-0055		X6	SEAT	NORWICH	SOUTHEAST AREA TD - ADA OPERATING - FY2013	OTH	2013	168	0	168	0
02	53070	0416-0056		X6	HART	DANBURY	HOUSATONIC AREA REGIONAL TD - FIXED ROUTE - FY2013	OTH	2013	3,190	0	3,190	0
02	53070	0416-0057		X6	HART	DANBURY	HART-ADA PARATRANSIT OPERATING-FY13	OTH	2013	395	0	395	0
02	53070	0416-0058		X6	HART	DANBURY	HART-OPERATING FY 2013	OTH	2013	985	493	0	493
06	53070	0420-0040		X6	VALLEY TD	DERBY	VALLEY TD - DIAL-A-RIDE - FY2013	OTH	2013	822	0	822	0
06	53070	0420-0041		X6	VALLEY TD	DERBY	VALLEY TD - ADA OPERATING - FY2013	OTH	2013	285	0	285	0
11	53070	0422-0051		X6	MIDDLETOWN TD	MIDDLETOWN	MIDDLETOWN TD - FIXED ROUTE - FY2013	OTH	2013	1,158	0	1,158	0
11	53070	0422-0052		X6	MIDDLETOWN TD	MIDDLETOWN	MIDDLETOWN TD - ADA OPERATING - FY2013	OTH	2013	209	0	209	0
11	53070	0422-0053		X6	MIDDLETOWN TD	MIDDLETOWN	MIDDLETOWN TD - DIAL-A-RIDE - FY2013	OTH	2013	136	0	136	0
08	53070	0424-0058	0424-XXXX	X6	MILFORD TD	MILFORD	MILFORD TD - FIXED ROUTE - FY2013	OTH	2013	957	0	957	0
08	53070	0424-0059	0424-XXXX	X6	MILFORD TD	MILFORD	MILFORD TD - ADA OPERATING - FY2013	OTH	2013	294	0	294	0
08	53070	0424-0060	0424-XXXX	X6	MILFORD TD	MILFORD	MILFORD TD - DIAL-A-RIDE - FY2013	OTH	2013	47	0	47	0
10	53070	0426-0042		X6	GHTD	HARTFORD	GREATER HARTFORD TRANSIT DISTRICT - ADA OPERATING - FY2013	OTH	2013	10,890	0	10,890	0
10	53070	0426-0043		X6	GHTD	HARTFORD	GREATER HARTFORD TRANSIT DISTRICT - DIAL-A-RIDE - FY2013	OTH	2013	435	0	435	0
08	53070	0427-0047	0427-XXXX	X6	NEW HAVEN TD	NEW HAVEN	GREATER NEW HAVEN TD - ADA OPERATING - FY2013	OTH	2013	6,595	0	6,595	0
08	53070	0427-0048	0427-XXXX	X6	NEW HAVEN TD	NEW HAVEN	GREATER NEW HAVEN TD - DIAL-A-RIDE - FY2013	OTH	2013	171	0	171	0
05	53070	0431-XXXX		X6	WATERBURY	WATERBURY	WATERBURY - ADA OPERATING - NETCO - FY2013	OTH	2013	1,693	0	1,693	0
05	53070	0431-XXXX		X6	WATERBURY	WATERBURY	WATERBURY - FIXED ROUTE - NETCO - FY2013	OTH	2013	3,925	0	3,925	0
05	53070	0431-XXXX		X6	WATERBURY	WATERBURY	WATERBURY DIAL-A-RDIE - NETCO - FY2013	OTH	2013	638	0	638	0
08	53070	0432-0007		X6	MERIDEN	MERIDEN	MERIDEN/WALLINGFORD ADA OPERATING-FY2013	OTH	2013	609	0	609	0

Region	FACode	Proj#	TempP#	AQCD	Rte/Sys	Town	Description	Phase	Year	Tot\$(000)	Fed\$(000)	Sta\$(000)	Locs(000)
08	53070	0432-0009	0432-XXXX	X6	MERIDEN	MERIDEN	MERIDEN - FIXED ROUTE - NETCO - FY2013	OTH	2013	755	0	755	0
08	53070	0433-0145	0433-XXXX	X6	WALLINGFORD	WALLINGFORD	WALLINGFORD - FIXED ROUTE - NETCO - FY2013	OTH	2013	168	0	168	0
09	53070	0441-XXXX		X6	NEW BRITAIN	NEW BRITAIN	NEW BRITAIN - FIXED ROUTE - NBT - FY2013	OTH	2013	1,384	0	1,384	0
09	53070	0442-XXXX		X6	BRISTOL	BRISTOL	BRISTOL LOCAL - NBT - FY2013	OTH	2013	278	0	278	0
05	53070	0444-XXXX		X6	SOUTHINGTON/CHESHIRE	SOUTHINGTON/CHESHIRE	SOUTHINGTON COMMUTER - DATTCO - FY2013	OTH	2013	80	0	80	0
09	53070	0450-XXXX		X6	BRISTOL	BRISTOL	BRISTOL COMMUTER - DATTCO - FY2013	OTH	2013	203	0	203	0
12	53070	0452-XXXX		X6	OLD SAYBROOK	OSB/NH/HFTD	OLD SAYBROOK/NH/HARTFORD - DATTCO - FY2013	OTH	2013	756	0	756	0
09	53070	0453-XXXX		X6	NEW BRITAIN	NEW BRITAIN	NEW BRITAIN - FIXED ROUTE - DATTCO - FY2013	OTH	2013	464	0	464	0
04	53070	0460-XXXX		X6	TORRINGTON	TORRINGTON	WINSTED COMMUTER - KELLEY TRANSPORTATION - FY2013	OTH	2013	266	0	266	0
14	53070	0461-XXXX		X6	WILLIMANTIC	WILLIMANTIC	WILLIMANTIC COMMUTER - ARROW BUS LINE - FY2013	OTH	2013	353	0	353	0
10	53070	0462-XXXX		X6	VERNON	VERNON	VERNON COMMUTER - COLLINS BUS SERVICE - FY2013	OTH	2013	142	0	142	0
08	53070	0463-0008	0463-XXXX	X6	MERIDEN TD	MERIDEN	MERIDEN TD - COMMUTER - FY2013	OTH	2013	195	0	195	0
14	53070	0474-XXXX		X6	WINDHAM TD	WINDHAM	WINDHAM REGION TRANSIT DISTRICT - ADA OPERATING - FY2013	OTH	2013	33	0	33	0
									2013 Total	148,400	493	147,415	493
09	53070	0017-0180		X6	CCRPA	CCRPA	CCRPA - ADA PARATRANSIT OPERATING FY 2014	OTH	2014	1,670	0	1,670	0
08	53070	0400-0001	0402-XXXX	X6	CT TRANSIT	NEW HAVEN	CONNECTICUT TRANSIT - NEW HAVEN - FY2014	OTH	2014	24,980	0	24,980	0
01	53070	0401-XXXX		X6	CT TRANSIT	STAMFORD	CONNECTICUT TRANSIT - STAMFORD - FY2014	OTH	2014	9,084	0	9,084	0
10	53070	0403-XXXX		X6	CT TRANSIT	HARTFORD	CONNECTICUT TRANSIT - HARTFORD - FY2014	OTH	2014	44,244	0	44,244	0
07	53070	0410-0063		X6	GBTA	BRIDGEPORT	GREATER BRIDGEPORT TA - FIXED ROUTE - FY2014	OTH	2014	13,656	0	13,656	0
07	53070	0410-0064		X6	GBTA	BRIDGEPORT	GREATER BRIDGEPORT TA - ADA OPERATING - FY2014	OTH	2014	2,799	0	2,799	0
01	53070	0412-0118		X6	NORWALK TD	NORWALK	NORWALK TD - FIXED ROUTE - FY2014	OTH	2014	7,443	0	7,443	0
01	53070	0412-0119		X6	NORWALK TD	WESTPORT	NORWALK TD - WESTPORT - FIXED ROUTE - FY2014	OTH	2014	918	0	918	0
01	53070	0412-0122		X6	NORWALK TD	NORWALK	NORWALK TD - ADA OPERATING NORWALK - FY2014	OTH	2014	1,035	0	1,035	0
01	53070	0412-0123		X6	NORWALK TD	STAMFORD	NORWALK TD - ADA OPERATING STAMFORD - FY2014	OTH	2014	2,989	0	2,989	0
01	53070	0412-0124		X6	NORWALK TD	WESTPORT	NORWALK TD - ADA OPERATING WESTPORT - FY2014	OTH	2014	208	0	208	0
13	53070	0414-0054		X6	SEAT	NORWICH	SOUTHEAST AREA TD - FIXED ROUTE - FY2014	OTH	2014	3,836	0	3,836	0
13	53070	0414-0055		X6	SEAT	NORWICH	SOUTHEAST AREA TD - ADA OPERATING - FY2014	OTH	2014	185	0	185	0
02	53070	0416-0056		X6	HART	DANBURY	HOUSATONIC AREA REGIONAL TD - FIXED ROUTE - FY2014	OTH	2014	3,510	0	3,510	0
02	53070	0416-0057		X6	HART	DANBURY	HART-ADA PARATRANSIT OPERATING-FY14	OTH	2014	434	0	434	0
02	53070	0416-0058		X6	HART	DANBURY	HART-OPERATING FY 2014	OTH	2014	985	493	0	493
06	53070	0420-0040		X6	VALLEY TD	DERBY	VALLEY TD - DIAL-A-RIDE - FY2014	OTH	2014	905	0	905	0
06	53070	0420-0041		X6	VALLEY TD	DERBY	VALLEY TD - ADA OPERATING - FY2014	OTH	2014	313	0	313	0
11	53070	0422-0051		X6	MIDDLETOWN TD	MIDDLETOWN	MIDDLETOWN TD - FIXED ROUTE - FY2014	OTH	2014	1,274	0	1,274	0
11	53070	0422-0052		X6	MIDDLETOWN TD	MIDDLETOWN	MIDDLETOWN TD - ADA OPERATING - FY2014	OTH	2014	230	0	230	0
11	53070	0422-0053		X6	MIDDLETOWN TD	MIDDLETOWN	MIDDLETOWN TD - DIAL-A-RIDE - FY2014	OTH	2014	150	0	150	0
08	53070	0424-0058	0424-XXXX	X6	MILFORD TD	MILFORD	MILFORD TD - FIXED ROUTE - FY2014	OTH	2014	1,052	0	1,052	0
08	53070	0424-0059	0424-XXXX	X6	MILFORD TD	MILFORD	MILFORD TD - ADA OPERATING - FY2014	OTH	2014	324	0	324	0
08	53070	0424-0060	0424-XXXX	X6	MILFORD TD	MILFORD	MILFORD TD - DIAL-A-RIDE - FY2014	OTH	2014	51	0	51	0
10	53070	0426-0042		X6	GHTD	HARTFORD	GREATER HARTFORD TRANSIT DISTRICT - ADA OPERATING - FY2014	OTH	2014	11,979	0	11,979	0
10	53070	0426-0043		X6	GHTD	HARTFORD	GREATER HARTFORD TRANSIT DISTRICT - DIAL-A-RIDE - FY2014	OTH	2014	479	0	479	0
08	53070	0427-0047	0427-XXXX	X6	NEW HAVEN TD	NEW HAVEN	GREATER NEW HAVEN TD - ADA OPERATING - FY2014	OTH	2014	7,254	0	7,254	0
08	53070	0427-0048	0427-XXXX	X6	NEW HAVEN TD	NEW HAVEN	GREATER NEW HAVEN TD - DIAL-A-RIDE - FY2014	OTH	2014	188	0	188	0
05	53070	0431-XXXX		X6	WATERBURY	WATERBURY	WATERBURY - ADA OPERATING - NETCO - FY2014	OTH	2014	1,693	0	1,693	0
05	53070	0431-XXXX		X6	WATERBURY	WATERBURY	WATERBURY - FIXED ROUTE - NETCO - FY2014	OTH	2014	3,925	0	3,925	0
05	53070	0431-XXXX		X6	WATERBURY	WATERBURY	WATERBURY DIAL-A-RIDE - NETCO - FY2014	OTH	2014	638	0	638	0
08	53070	0432-0007		X6	MERIDEN	MERIDEN	MERIDEN/WALLINGFORD ADA OPERATING-FY2014	OTH	2014	609	0	609	0
08	53070	0432-0009	0432-XXXX	X6	MERIDEN	MERIDEN	MERIDEN - FIXED ROUTE - NETCO - FY2014	OTH	2014	755	0	755	0
08	53070	0433-0145	0433-XXXX	X6	WALLINGFORD	WALLINGFORD	WALLINGFORD - FIXED ROUTE - NETCO - FY2014	OTH	2014	168	0	168	0
09	53070	0441-XXXX		X6	NEW BRITAIN	NEW BRITAIN	NEW BRITAIN - FIXED ROUTE - NBT - FY2014	OTH	2014	1,384	0	1,384	0
09	53070	0442-XXXX		X6	BRISTOL	BRISTOL	BRISTOL LOCAL - NBT - FY2014	OTH	2014	278	0	278	0
05	53070	0444-XXXX		X6	SOUTHINGTON/CHESHIRE	SOUTHINGTON/CHESHIRE	SOUTHINGTON COMMUTER - DATTCO - FY2014	OTH	2014	80	0	80	0
09	53070	0450-XXXX		X6	BRISTOL	BRISTOL	BRISTOL COMMUTER - DATTCO - FY2014	OTH	2014	203	0	203	0
12	53070	0452-XXXX		X6	OLD SAYBROOK	OSB/NH/HFTD	OLD SAYBROOK/NH/HARTFORD - DATTCO - FY2014	OTH	2014	756	0	756	0
09	53070	0453-XXXX		X6	NEW BRITAIN	NEW BRITAIN	NEW BRITAIN - FIXED ROUTE - DATTCO - FY2014	OTH	2014	464	0	464	0
04	53070	0460-XXXX		X6	TORRINGTON	TORRINGTON	WINSTED COMMUTER - KELLEY TRANSPORTATION - FY2014	OTH	2014	266	0	266	0
14	53070	0461-XXXX		X6	WILLIMANTIC	WILLIMANTIC	WILLIMANTIC COMMUTER - ARROW BUS LINE - FY2014	OTH	2014	353	0	353	0
10	53070	0462-XXXX		X6	VERNON	VERNON	VERNON COMMUTER - COLLINS BUS SERVICE - FY2014	OTH	2014	142	0	142	0
08	53070	0463-0008	0463-XXXX	X6	MERIDEN TD	MERIDEN	MERIDEN TD - COMMUTER - FY2014	OTH	2014	195	0	195	0
14	53070	0474-XXXX		X6	WINDHAM TD	WINDHAM	WINDHAM REGION TRANSIT DISTRICT - ADA OPERATING - FY2014	OTH	2014	33	0	33	0
									2014 Total	154,116	493	153,131	493
09	53070	0017-0180		X6	CCRPA	CCRPA	CCRPA - ADA PARATRANSIT OPERATING - FY 2015	OTH	2015	1,837	0	1,837	0
08	53070	0400-0001	0402-XXXX	X6	CT TRANSIT	NEW HAVEN	CONNECTICUT TRANSIT - NEW HAVEN - FY2015	OTH	2015	24,980	0	24,980	0
01	53070	0401-XXXX		X6	CT TRANSIT	STAMFORD	CONNECTICUT TRANSIT - STAMFORD - FY2015	OTH	2015	9,084	0	9,084	0
10	53070	0403-XXXX		X6	CT TRANSIT	HARTFORD	CONNECTICUT TRANSIT - HARTFORD - FY2015	OTH	2015	44,244	0	44,244	0
07	53070	0410-0063		X6	GBTA	BRIDGEPORT	GREATER BRIDGEPORT TA - FIXED ROUTE - FY2015	OTH	2015	15,022	0	15,022	0
07	53070	0410-0064		X6	GBTA	BRIDGEPORT	GREATER BRIDGEPORT TA - ADA OPERATING - FY2015	OTH	2015	3,079	0	3,079	0
01	53070	0412-0118		X6	NORWALK TD	NORWALK	NORWALK TD - FIXED ROUTE - FY2015	OTH	2015	8,187	0	8,187	0
01	53070	0412-0119		X6	NORWALK TD	WESTPORT	NORWALK TD - WESTPORT - FIXED ROUTE - FY2015	OTH	2015	1,010	0	1,010	0
01	53070	0412-0122		X6	NORWALK TD	NORWALK	NORWALK TD - ADA OPERATING NORWALK - FY2015	OTH	2015	1,139	0	1,139	0
01	53070	0412-0123		X6	NORWALK TD	STAMFORD	NORWALK TD - ADA OPERATING STAMFORD - FY2015	OTH	2015	3,288	0	3,288	0
01	53070	0412-0124		X6	NORWALK TD	WESTPORT	NORWALK TD - ADA OPERATING WESTPORT - FY2015	OTH	2015	228	0	228	0
13	53070	0414-0054		X6	SEAT	NORWICH	SOUTHEAST AREA TD - FIXED ROUTE - FY2015	OTH	2015	4,220	0	4,220	0
13	53070	0414-0055		X6	SEAT	NORWICH	SOUTHEAST AREA TD - ADA OPERATING - FY2015	OTH	2015	204	0	204	0
02	53070	0416-0056		X6	HART	DANBURY	HOUSATONIC AREA REGIONAL TD - FIXED ROUTE - FY2015	OTH	2015	3,860	0	3,860	0
02	53070	0416-0057		X6	HART	DANBURY	HART-ADA PARATRANSIT OPERATING-FY15	OTH	2015	477	0	477	0

Region	FACode	Proj#	TempP#	AQCD	Rte/Sys	Town	Description	Phase	Year	Tot\$(000)	Fed\$(000)	Sta\$(000)	Loc\$(000)
02	53070	0416-0058		X6	HART	DANBURY	HART-OPERATING FY 2015	OTH	2015	985	493	0	493
06	53070	0420-0040		X6	VALLEY TD	DERBY	VALLEY TD - DIAL-A-RIDE - FY2015	OTH	2015	995	0	995	0
06	53070	0420-0041		X6	VALLEY TD	DERBY	VALLEY TD - ADA OPERATING - FY2015	OTH	2015	344	0	344	0
11	53070	0422-0051		X6	MIDDLETOWN TD	MIDDLETOWN	MIDDLETOWN TD - FIXED ROUTE - FY2015	OTH	2015	1,401	0	1,401	0
11	53070	0422-0052		X6	MIDDLETOWN TD	MIDDLETOWN	MIDDLETOWN TD - ADA OPERATING - FY2015	OTH	2015	253	0	253	0
11	53070	0422-0053		X6	MIDDLETOWN TD	MIDDLETOWN	MIDDLETOWN TD - DIAL-A-RIDE - FY2015	OTH	2015	164	0	164	0
08	53070	0424-0058	0424-XXXX	X6	MILFORD TD	MILFORD	MILFORD TD - FIXED ROUTE - FY2015	OTH	2015	1,158	0	1,158	0
08	53070	0424-0059	0424-XXXX	X6	MILFORD TD	MILFORD	MILFORD TD - ADA OPERATING - FY2015	OTH	2015	356	0	356	0
08	53070	0424-0060	0424-XXXX	X6	MILFORD TD	MILFORD	MILFORD TD - DIAL-A-RIDE - FY2015	OTH	2015	56	0	56	0
10	53070	0426-0042		X6	GHTD	HARTFORD	GREATER HARTFORD TRANSIT DISTRICT - ADA OPERATING - FY2015	OTH	2015	13,177	0	13,177	0
10	53070	0426-0043		X6	GHTD	HARTFORD	GREATER HARTFORD TRANSIT DISTRICT - DIAL-A-RIDE - FY2015	OTH	2015	526	0	526	0
08	53070	0427-0047	0427-XXXX	X6	NEW HAVEN TD	NEW HAVEN	GREATER NEW HAVEN TD - ADA OPERATING - FY2015	OTH	2015	7,979	0	7,979	0
08	53070	0427-0048	0427-XXXX	X6	NEW HAVEN TD	NEW HAVEN	GREATER NEW HAVEN TD - DIAL-A-RIDE - FY2015	OTH	2015	206	0	206	0
05	53070	0431-XXXX		X6	WATERBURY	WATERBURY	WATERBURY - ADA OPERATING - NETCO - FY2015	OTH	2015	1,693	0	1,693	0
05	53070	0431-XXXX		X6	WATERBURY	WATERBURY	WATERBURY - FIXED ROUTE - NETCO - FY2015	OTH	2015	3,925	0	3,925	0
05	53070	0431-XXXX		X6	WATERBURY	WATERBURY	WATERBURY DIAL-A-RIDE - NETCO - FY2015	OTH	2015	638	0	638	0
08	53070	0432-0007		X6	MERIDEN	MERIDEN	MERIDEN/WALLINGFORD ADA OPERATING-FY2015	OTH	2015	609	0	609	0
08	53070	0432-0009	0432-XXXX	X6	MERIDEN	MERIDEN	MERIDEN - FIXED ROUTE - NETCO - FY2015	OTH	2015	755	0	755	0
08	53070	0433-0145	0433-XXXX	X6	WALLINGFORD	WALLINGFORD	WALLINGFORD - FIXED ROUTE - NETCO - FY2015	OTH	2015	168	0	168	0
09	53070	0441-XXXX		X6	NEW BRITAIN	NEW BRITAIN	NEW BRITAIN - FIXED ROUTE - NBT - FY2015	OTH	2015	1,384	0	1,384	0
09	53070	0442-XXXX		X6	BRISTOL	BRISTOL	BRISTOL LOCAL - NBT - FY2015	OTH	2015	278	0	278	0
05	53070	0444-XXXX		X6	SOUTHINGTON/CHESHIRE	SOUTHINGTON/CHESHIRE	SOUTHINGTON COMMUTER - DATTCO - FY2015	OTH	2015	80	0	80	0
09	53070	0450-XXXX		X6	BRISTOL	BRISTOL	BRISTOL COMMUTER - DATTCO - FY2015	OTH	2015	203	0	203	0
12	53070	0452-XXXX		X6	OLD SAYBROOK	OSB/NH/HFTD	OLD SAYBROOK/NH/HARTFORD - DATTCO - FY2015	OTH	2015	756	0	756	0
09	53070	0453-XXXX		X6	NEW BRITAIN	NEW BRITAIN	NEW BRITAIN - FIXED ROUTE - DATTCO - FY2015	OTH	2015	464	0	464	0
04	53070	0460-XXXX		X6	TORRINGTON	TORRINGTON	WINSTED COMMUTER - KELLEY TRANSPORTATION - FY2015	OTH	2015	266	0	266	0
14	53070	0461-XXXX		X6	WILLIMANTIC	WILLIMANTIC	WILLIMANTIC COMMUTER - ARROW BUS LINE - FY2015	OTH	2015	353	0	353	0
10	53070	0462-XXXX		X6	VERNON	VERNON	VERNON COMMUTER - COLLINS BUS SERVICE - FY2015	OTH	2015	142	0	142	0
08	53070	0463-0008	0463-XXXX	X6	MERIDEN TD	MERIDEN	MERIDEN TD - COMMUTER - FY2015	OTH	2015	195	0	195	0
14	53070	0474-XXXX		X6	WINDHAM TD	WINDHAM	WINDHAM REGION TRANSIT DISTRICT - ADA OPERATING - FY2015	OTH	2015	33	0	33	0
									2015 Total	160,404	493	159,419	493
09	53070	0017-0180		X6	CCRPA	CCRPA	CCRPA - ADA PARATRANSIT OPERATING	OTH	FYI	2,021	0	2,021	0
08	53070	0400-0001	0402-XXXX	X6	CT TRANSIT	NEW HAVEN	CONNECTICUT TRANSIT - NEW HAVEN - FYI	OTH	FYI	24,980	0	24,980	0
01	53070	0401-XXXX		X6	CT TRANSIT	STAMFORD	CONNECTICUT TRANSIT - STAMFORD - FYI	OTH	FYI	9,084	0	9,084	0
10	53070	0403-XXXX		X6	CT TRANSIT	HARTFORD	CONNECTICUT TRANSIT - HARTFORD - FYI	OTH	FYI	44,244	0	44,244	0
07	53070	0410-0063		X6	GBTA	BRIDGEPORT	GREATER BRIDGEPORT TA - FIXED ROUTE - FYI	FYI	FYI	16,524	0	16,524	0
07	53070	0410-0064		X6	GBTA	BRIDGEPORT	GREATER BRIDGEPORT TA - ADA OPERATING - FYI	OTH	FYI	3,387	0	3,387	0
01	53070	0412-0118		X6	NORWALK TD	NORWALK	NORWALK TD - FIXED ROUTE - FYI	OTH	FYI	9,006	0	9,006	0
01	53070	0412-0119		X6	NORWALK TD	WESTPORT	NORWALK TD - WESTPORT - FIXED ROUTE - FYI	OTH	FYI	1,111	0	1,111	0
01	53070	0412-0122		X6	NORWALK TD	NORWALK	NORWALK TD - ADA OPERATING NORWALK - FYI	OTH	FYI	1,253	0	1,253	0
01	53070	0412-0123		X6	NORWALK TD	STAMFORD	NORWALK TD - ADA OPERATING STAMFORD - FYI	OTH	FYI	3,617	0	3,617	0
01	53070	0412-0124		X6	NORWALK TD	WESTPORT	NORWALK TD - ADA OPERATING WESTPORT - FYI	OTH	FYI	251	0	251	0
13	53070	0414-0054		X6	SEAT	NORWICH	SOUTHEAST AREA TD - FIXED ROUTE - FYI	OTH	FYI	4,642	0	4,642	0
13	53070	0414-0055		X6	SEAT	NORWICH	SOUTHEAST AREA TD - ADA OPERATING - FYI	OTH	FYI	224	0	224	0
02	53070	0416-0056		X6	HART	DANBURY	HOUSATONIC AREA REGIONAL TD - FIXED ROUTE - FYI	OTH	FYI	4,246	0	4,246	0
02	53070	0416-0057		X6	HART	DANBURY	HART-ADA PARATRANSIT OPERATING-FYI	OTH	FYI	525	0	525	0
02	53070	0416-0058		X6	HART	DANBURY	HART-OPERATING FYI	OTH	FYI	985	493	0	493
06	53070	0420-0040		X6	VALLEY TD	DERBY	VALLEY TD - DIAL-A-RIDE - FYI	OTH	FYI	1,095	0	1,095	0
06	53070	0420-0041		X6	VALLEY TD	DERBY	VALLEY TD - ADA OPERATING - FYI	OTH	FYI	379	0	379	0
11	53070	0422-0051		X6	MIDDLETOWN TD	MIDDLETOWN	MIDDLETOWN TD - FIXED ROUTE - FYI	OTH	FYI	1,541	0	1,541	0
11	53070	0422-0052		X6	MIDDLETOWN TD	MIDDLETOWN	MIDDLETOWN TD - ADA OPERATING - FYI	OTH	FYI	279	0	279	0
11	53070	0422-0053		X6	MIDDLETOWN TD	MIDDLETOWN	MIDDLETOWN TD - DIAL-A-RIDE - FYI	OTH	FYI	181	0	181	0
08	53070	0424-0058	0424-XXXX	X6	MILFORD TD	MILFORD	MILFORD TD - FIXED ROUTE - FYI	OTH	FYI	1,274	0	1,274	0
08	53070	0424-0059	0424-XXXX	X6	MILFORD TD	MILFORD	MILFORD TD - ADA OPERATING - FYI	OTH	FYI	391	0	391	0
08	53070	0424-0060	0424-XXXX	X6	MILFORD TD	MILFORD	MILFORD TD - DIAL-A-RIDE - FYI	OTH	FYI	62	0	62	0
10	53070	0426-0042		X6	GHTD	HARTFORD	GREATER HARTFORD TRANSIT DISTRICT - ADA OPERATING - FYI	OTH	FYI	14,495	0	14,495	0
10	53070	0426-0043		X6	GHTD	HARTFORD	GREATER HARTFORD TRANSIT DISTRICT - DIAL-A-RIDE - FYI	OTH	FYI	579	0	579	0
08	53070	0427-0047	0427-XXXX	X6	NEW HAVEN TD	NEW HAVEN	GREATER NEW HAVEN TD - ADA OPERATING - FYI	OTH	FYI	8,777	0	8,777	0
08	53070	0427-0048	0427-XXXX	X6	NEW HAVEN TD	NEW HAVEN	GREATER NEW HAVEN TD - DIAL-A-RIDE - FYI	OTH	FYI	227	0	227	0
05	53070	0431-XXXX		X6	WATERBURY	WATERBURY	WATERBURY - ADA OPERATING - NETCO - FYI	OTH	FYI	1,693	0	1,693	0
05	53070	0431-XXXX		X6	WATERBURY	WATERBURY	WATERBURY - FIXED ROUTE - NETCO - FYI	OTH	FYI	3,925	0	3,925	0
05	53070	0431-XXXX		X6	WATERBURY	WATERBURY	WATERBURY DIAL-A-RIDE - NETCO - FYI	OTH	FYI	638	0	638	0
08	53070	0432-0007		X6	MERIDEN	MERIDEN	MERIDEN/WALLINGFORD ADA OPERATING-FYI	OTH	FYI	609	0	609	0
08	53070	0432-0009	0432-XXXX	X6	MERIDEN	MERIDEN	MERIDEN - FIXED ROUTE - NETCO - FYI	OTH	FYI	755	0	755	0
08	53070	0433-0145	0433-XXXX	X6	WALLINGFORD	WALLINGFORD	WALLINGFORD - FIXED ROUTE - NETCO - FYI	OTH	FYI	168	0	168	0
09	53070	0441-XXXX		X6	NEW BRITAIN	NEW BRITAIN	NEW BRITAIN - FIXED ROUTE - NBT - FYI	OTH	FYI	1,384	0	1,384	0
09	53070	0442-XXXX		X6	BRISTOL	BRISTOL	BRISTOL LOCAL - NBT - FYI	OTH	FYI	278	0	278	0
05	53070	0444-XXXX		X6	SOUTHINGTON/CHESHIRE	SOUTHINGTON/CHESHIRE	SOUTHINGTON COMMUTER - DATTCO - FYI	OTH	FYI	80	0	80	0
09	53070	0450-XXXX		X6	BRISTOL	BRISTOL	BRISTOL COMMUTER - DATTCO - FYI	OTH	FYI	203	0	203	0
12	53070	0452-XXXX		X6	OLD SAYBROOK	OSB/NH/HFTD	OLD SAYBROOK/NH/HARTFORD - DATTCO - FYI	OTH	FYI	756	0	756	0
09	53070	0453-XXXX		X6	NEW BRITAIN	NEW BRITAIN	NEW BRITAIN - FIXED ROUTE - DATTCO - FYI	OTH	FYI	464	0	464	0
04	53070	0460-XXXX		X6	TORRINGTON	TORRINGTON	WINSTED COMMUTER - KELLEY TRANSPORTATION - FYI	OTH	FYI	266	0	266	0
14	53070	0461-XXXX		X6	WILLIMANTIC	WILLIMANTIC	WILLIMANTIC COMMUTER - ARROW BUS LINE - FYI	OTH	FYI	353	0	353	0
10	53070	0462-XXXX		X6	VERNON	VERNON	VERNON COMMUTER - COLLINS BUS SERVICE - FYI	OTH	FYI	142	0	142	0
08	53070	0463-0008	0463-XXXX	X6	MERIDEN TD	MERIDEN	MERIDEN TD - COMMUTER - FYI	OTH	FYI	195	0	195	0

Region	FACode	Proj#	TempP#	AQCd	Rte/Sys	Town	Description	Phase	Year	Tot\$(000)	Feds(000)	Sta\$(000)	Locs(000)
14	5307O	0474-XXXX		X6	WNDHAM TD	WINDHAM	WINDHAM REGION TRANSIT DISTRICT - ADA OPERATING - FYI	OTH	FYI	33	0	33	0
									FYI Total	167,321	493	166,336	493
06	5307P	0036-0193	0420-T036	X6	VALLEY TD	DERBY	VCOG/VALLEY TD - FACILITY RENOVATION - DESIGN & CONSTRUCTION FY 09	ALL	2012	2,150	1,720	430	0
01	5307P	0135-TXXX		M	STAMFORD	STAMFORD	STAMFORD URBAN TRANSIT WAY & ITS PH 2 FY 09	CON	2012	2,000	1,600	400	0
70	5307P	0170-T708		X6	VARIOUS	STATEWIDE	TRANSIT CAPITAL PLANNING - FY 08	OTH	2012	250	200	50	0
70	5307P	0170-TXXX		X6	VARIOUS	STATEWIDE	TRANSIT CAPITAL PLANNING - FY 11	OTH	2012	350	280	70	0
71	5307P	0171-0305		M	BUSWAY	NEW BRITAIN	NEW BRITAIN-HARTFORD BUSWAY ACO 30 BUSES FY 11	ACQ	2012	20,464	16,371	4,093	0
78	5307P	0300-0149		X6	NHL-ML	VARIOUS	NHL - POSITIVE TRAIN CONTROL-FY 2010	PE	2012	12,000	9,600	2,400	0
08	5307P	0301-0070		X6	NHL-ML	NEW HAVEN	NHL CATENARY REPLACEMENT SECTION C1B INCLUDING BRIDGES	CON	2012	42,719	34,175	8,544	0
07	5307P	0301-0072		X6	NHL-ML	VARIOUS	NHL-ML REPLACE NEW HAVEN LINE SUBSTATIONS	OTH	2012	32,000	25,600	6,400	0
77	5307P	0301-0077	0301-T111	X6	NHL-ML	VARIOUS	NEW HAVEN LINE TRACK PROGRAM	CON	2012	4,500	3,600	900	0
01	5307P	0301-0092		X6	NHL-ML	GREENWICH	REHABILITATION OF SOUND BEACH/TOMAC AVE RAILROAD BRIDGES	CON	2012	20,000	16,000	4,000	0
08	5307P	0301-0106		X6	NHL-ML	NEW HAVEN	NH RAIL YARD COMPONENT CHANGE OUT SHOP	CON	2012	37,500	30,000	7,500	0
81	5307P	0304-0008	0304-T013	X6	NHL-ML	VARIOUS	4 BRIDGE REHABS-NAUGATUCK, SEYMOUR, BEACON FALL	CON	2012	8,000	6,400	1,600	0
79	5307P	0400-0027		X6	CTTRANSIT	VARIOUS	CTTRANSIT SYSTEMWIDE ADMIN CAPITAL/SCV REPLACEMENT FY 10	OTH	2012	2,217	1,774	443	0
79	5307P	0400-0027	0400-T031	X6	CTTRANSIT	VARIOUS	CTTRANSIT SYSTEMWIDE ADMIN CAPT/SCV REPLACEMENT FY 11	OTH	2012	600	480	120	0
79	5307P	0400-XXXX		X6	CTTRANSIT	VARIOUS	CTTRANSIT SYSTEMWIDE REPLACE 14 1999 BUSES FY 11	ACQ	2012	3,500	2,800	700	0
10	5307P	0401-T023		X6	CT-HTFD	HARTFORD	CTTRANSIT HARTFORD BUS GARAGE	ALL	2012	4,500	3,600	900	0
07	5307P	0410-0049	0410-T059	X6	GBTA	BRIDGEPORT	GBTA - ADMINISTRATIVE CAPITA/EQUIPMENT PROGRAM FY 10	OTH	2012	405	324	81	0
07	5307P	0410-0049	0410-T059	X6	GBTA	BRIDGEPORT	GBTA - ADMINISTRATIVE CAPITA/EQUIPMENT PROGRAM FY 11	OTH	2012	252	202	50	0
07	5307P	0410-0049	0410-XXXX	X6	GBTA	BRIDGEPORT	GBTA-REPLACE PARATRANSIT VEHICLES - FY 11	ACQ	2012	1,851	1,481	370	0
07	5307P	0410-XXXX		X6	GBTA	BRIDGEPORT	GBTA - REPLACE 15 1998/2000 BUSES - FY 10	ACQ	2012	6,525	5,220	1,305	0
01	5307P	0412-T073		X6	NORWALK TD	NORWALK	NORWALK TD - ADMIN CAPITAL & SCV REPL PROGRAM.	OTH	2012	186	149	37	0
01	5307P	0412-XXXX		X6	NORWALK TD	NORWALK	NORWALK TD - FACILITY IMPROVEMENTS/STUDY/ANALYSIS FY 11	OTH	2012	200	160	40	0
01	5307P	0412-XXXX		X6	NORWALK TD	NORWALK	NORWALK TD-REPLACE PARATRANSIT VEHICLES - FY 2010	ACQ	2012	1,000	800	200	0
13	5307P	0414-0039	0414-T037	X6	SEAT	NORWICH	SEAT - REPLACE PARATRANSIT VEHICLES PROGRAM FY 10	ACQ	2012	350	280	70	0
13	5307P	0414-TXXX		X6	SEAT	NORWICH	SEAT - ADMINISTRATIVE CAPITAL PROGRAM FY 10	OTH	2012	100	80	20	0
02	5307P	0416-XXXX		X6	HART	DANBURY	HART - ADMIN CAPITAL & SCV REPLACEMENT PROGRAM FY 11	OTH	2012	100	80	20	0
02	5307P	0416-XXXX		X6	HART	DANBURY	HART - REPLACE 1 TROLLEY - FY 11	ACQ	2012	420	336	84	0
11	5307P	0422-XXXX		X6	MIDDLETOWN TD	MIDDLETOWN	MIDDLETOWN TD-ADMINISTRATIVE CAPITAL PROGRAM FY 08	OTH	2012	200	160	40	0
11	5307P	0422-XXXX		X6	MIDDLETOWN TD	MIDDLETOWN	MIDDLETOWN TD-ADMINISTRATIVE CAPITAL PROGRAM FY 09	OTH	2012	100	80	20	0
11	5307P	0422-XXXX		X6	MIDDLETOWN TD	MIDDLETOWN	MIDDLETOWN TD-ADMINISTRATIVE CAPITAL PROGRAM FY 10	OTH	2012	250	200	50	0
11	5307P	0422-XXXX		X6	MIDDLETOWN TD	MIDDLETOWN	MIDDLETOWN TD-REPLACE PARATRANSIT VEHICLE PROGRAM FY 10	OTH	2012	469	375	94	0
08	5307P	0424-XXXX	0424-XXXX	X6	MILFORD TD	MILFORD	MILFORD TD - ADMINISTRATIVE CAPITAL PROGRAM FY 10	OTH	2012	175	140	35	0
08	5307P	0424-PXXX	0424-XXXX	X6	MILFORD TD	MILFORD	MILFORD TD - REPLACE PARATRANSIT VEHICLES - FY 10	ACQ	2012	210	168	42	0
08	5307P	0424-XXXX		X6	MILFORD TD	MILFORD	MILFORD TD - ADMINISTRATIVE CAPITAL - FY 11	OTH	2012	175	140	35	0
10	5307P	0426-XXXX		X6	GHTD	HARTFORD	GHTD - ADMINISTRATIVE CAPITAL - FY 2011	OTH	2012	250	200	50	0
10	5307P	0426-XXXX		X6	GHTD	HARTFORD	GHTD - PARATRANSIT FACILITY ACQUISITION & IMPROVEMENTS FY 11	ALL	2012	2,700	2,160	540	0
10	5307P	0426-XXXX		X6	GHTD	HARTFORD	GHTD - PARATRANSIT VEHICLE REPLACEMENT PROGRAM FY 11	ACQ	2012	750	600	150	0
10	5307P	0426-XXXX		X6	GHTD	HARTFORD	GHTD - UNION STATION REPAIRS/IMPROVEMENTS-FY 11	CON	2012	1,200	960	240	0
08	5307P	0427-NFXX	0427-NFXX	X6	GNHTD	NEW HAVEN	GNHTD - NEW BUS ADMIN/MAINT FACILITY - FY 09	ROW	2012	1,000	800	200	0
08	5307P	0427-NFXX	0427-NFXX	X6	GNHTD	NEW HAVEN	GNHTD - NEW BUS ADMIN/MAINT FACILITY - FY 10	ROW	2012	500	400	100	0
08	5307P	0427-NFXX	0427-NFXX	X6	GNHTD	NEW HAVEN	GNHTD - NEW BUS ADMIN/MAINT FACILITY - FY 10	ALL	2012	500	400	100	0
08	5307P	0427-PXXXX	0427-PXXXX	X6	GNHTD	NEW HAVEN	GNHTD - REPLACE PARATRANSIT VEHICLES PROGRAM.	ACQ	2012	1,139	911	228	0
08	5307P	0427-XXXX		X6	GNHTD	NEW HAVEN	GNHTD - BUS SHELTERS ON NEW HAVEN GREEN - FY 09	ALL	2012	240	192	48	0
08	5307P	0427-XXXX		X6	GNHTD	NEW HAVEN	GNHTD - REHAB INFO SALES BOOTH ON THE GREEN - FY 09	ALL	2012	500	400	100	0
05	5307P	0430-TXXX		X6	WATERBURY	WATERBURY	CTTRANSIT WATERBURY - REPLACE PARATRANSIT VEHICLES FY 08	ACQ	2012	300	240	60	0
05	5307P	0430-TXXX		X6	WATERBURY	WATERBURY	CTTRANSIT WATERBURY - REPLACE PARATRANSIT VEHICLES FY 09	ACQ	2012	440	352	88	0
05	5307P	0430-XXXX		X6	CTTRANSIT	WATERBURY	CTTRANSIT WATERBURY - ADMINISTRATIVE CAPITAL- FY 10	OTH	2012	150	120	30	0
05	5307P	0430-XXXX		X6	CTTRANSIT	WATERBURY	CTTRANSIT WATERBURY - REPLACE PARATRANSIT VEHICLES - FY 10	ACQ	2012	800	640	160	0
									2012 Total	216,187	172,950	43,237	0
71	5307S	0171-0305		M	BUSWAY	NEW BRITAIN/HARTFORD	FUNDING FOR THE NEW BRITAIN - HARTFORD BUSWAY TRANSFER FROM FHWA	ALL	2012	75,700	60,560	15,140	0
									2012 Total	75,700	60,560	15,140	0
71	5307S	0171-0305		M	BUSWAY	NEW BRITAIN/HARTFORD	FUNDING FOR THE NEW BRITAIN - HARTFORD BUSWAY TRANSFER FROM FHWA	ALL	2013	14,490	11,592	2,898	0
									2013 Total	14,490	11,592	2,898	0
78	5309A	0300-0149		X6	NHL-ML	VARIOUS	NHL - POSITIVE TRAIN CONTROL - FY 12	ALL	2012	60,000	48,000	12,000	0
78	5309A	0300-T127		X6	NHL-ML	DEVON	PE DEVON & COS COB MOVABLE BRIDGES	PE	2012	18,000	14,400	3,600	0
77	5309A	0301-T119	0301-T007	X6	NHL-ML	VARIOUS	NHL-ML CATENARY REPLACEMENT - SECTION C1A AND SECTION C2	CON	2012	129,270	103,416	25,854	0
									2012 Total	207,270	165,816	41,454	0
78,81	5309A	0300-0149		X6	NHL-ML	VARIOUS	NHL - POSITIVE TRAIN CONTROL (INCLUDING WATERBURY BRANCH) - FY 13	ALL	2013	60,000	48,000	12,000	0
78	5309A	0300-XXXX		X6	NHL-ML	VARIOUS	NHL BRIDGE TIMBER /S-PROGRAM - FY 13	CON	2013	6,000	4,800	1,200	0
01	5309A	0301-0040		X6	NHL-ML	WESTPORT/STAMFORD	NHL-ML CONSTRUCT WALK, SAGA, EAST AVE, OSBORNE AVE BRIDGES - FY 13	CON	2013	88,000	70,400	17,600	0
									2013 Total	154,000	123,200	30,800	0
01	5309A	0301-0040		X6	NHL-ML	WESTPORT/STAMFORD	NHL-ML CONSTRUCT WALK, SAGA, EAST AVE, OSBORNE AVE BRIDGES - FY 14	CON	2014	61,400	49,120	12,280	0
77	5309A	0301-0077		X6	NHL-ML	VARIOUS	NEW HAVEN LINE TRACK PROGRAM - FY 14	CON	2014	12,500	10,000	2,500	0
									2014 Total	73,900	59,120	14,780	0
01	5309A	0301-0040		X6	NHL-ML	WESTPORT/STAMFORD	NHL-ML CONSTRUCT WALK, SAGA, EAST AVE, OSBORNE AVE BRIDGES - FY 15	CON	2015	90,370	72,296	18,074	0
77	5309A	0301-0077		X6	NHL-ML	VARIOUS	NEW HAVEN LINE TRACK PROGRAM - FY 15	CON	2015	6,250	5,000	1,250	0
									2015 Total	96,620	77,296	19,324	0
78	5309A	0300-XXXX		X6	NHL-ML	VARIOUS	NHL RAIL ROLLING STOCK - REHABILITATION PROGRAM	OTH	FYI	20,000	16,000	4,000	0
78	5309A	0300-XXXX		X6	NHL-ML	VARIOUS	NHL RAIL ROLLING STOCK - REHABILITATION PROGRAM	OTH	FYI	20,000	16,000	4,000	0
07	5309A	0300-XXXX		X6	NHL-ML	STRATFORD	NHL-ML MAIN STREET BRIDGE - STRATFORD	ALL	FYI	20,000	16,000	4,000	0
01	5309A	0301-0040		X6	NHL-ML	WESTPORT/STAMFORD	NHL-ML CONSTRUCT WALK, SAGA, EAST AVE, OSBORNE AVE BRIDGES	CON	FYI	66,413	53,130	13,283	0
77	5309A	0301-0077		X6	NHL-ML	VARIOUS	NEW HAVEN LINE TRACK PROGRAM	CON	FYI	6,250	5,000	1,250	0
									FYI Total	132,663	106,130	26,533	0

Region	FACode	Proj#	TempP#	AQCD	Rte/Sys	Town	Description	Phase	Year	Tot\$(000)	Feds(000)	Sta\$(000)	Loc\$(000)
08	5309B	0300-0159RS		X6	NHL-ML	VARIOUS	LOCOMOTIVE OVERHAULS	OTH	2012	20,000	16,000	4,000	0
82	5309B	0302-0007		X6	NHL-DB	VARIOUS	DANBURY CENTRALIZED TRAFFIC CONTROL (CTC) SYSTEM	CON	2012	25,000	20,000	5,000	0
									2012 Total	45,000	36,000	9,000	0
71	5309C	0171-0305		M	BUSWAY	NEW BRITAIN/HARTFORD	FUNDING FOR THE NEW BRITAIN - HARTFORD BUSWAY - FGM - FFY 2012	ALL	2012	2,919	2,335	584	0
									2012 Total	2,919	2,335	584	0
71	5309C	0171-0305		M	BUSWAY	NEW BRITAIN/HARTFORD	FUNDING FOR THE NEW BRITAIN - HARTFORD BUSWAY - FGM - FFY 2013	ALL	2013	3,035	2,428	607	0
									2013 Total	3,035	2,428	607	0
71	5309C	0171-0305		M	BUSWAY	NEW BRITAIN/HARTFORD	FUNDING FOR THE NEW BRITAIN - HARTFORD BUSWAY - FGM - FFY 2014	ALL	2014	3,035	2,428	607	0
									2014 Total	3,035	2,428	607	0
71	5309D	0171-0305		M	BUSWAY	NEW BRITAIN/HARTFORD	FUNDING FOR THE NEW BRITAIN - HARTFORD BUSWAY - FGM - FFY 2011	ALL	2012	2,806	2,245	561	0
									2012 Total	2,806	2,245	561	0
07	5309F	0410-TXXX		X6	GBTA	BRIDGEPORT	GBT MAINTENANCE & ADMINISTRATION FACILITY EXPANSION	ALL	2012	7,000	5,600	1,400	0
									2012 Total	7,000	5,600	1,400	0
07	5309F	0410-TXXX		X6	GBTA	BRIDGEPORT	GBT MAINTENANCE & ADMINISTRATION FACILITY EXPANSION	ALL	2013	7,000	5,600	1,400	0
									2013 Total	7,000	5,600	1,400	0
71	5309G	0171-0305		M	BUSWAY	NEW BRITAIN/HARTFORD	FUNDING FOR THE NEW BRITAIN - HARTFORD BUSWAY - EARMARK FFY 2008	ALL	2010	1,630	1,304	326	0
71	5309G	0171-0305		M	BUSWAY	NEW BRITAIN/HARTFORD	FUNDING FOR THE NEW BRITAIN - HARTFORD BUSWAY - EARMARK FFY 2009	ALL	2010	1,692	1,354	338	0
11	5309G	0422-XXXX		X6	MIDDLETOWN TD	MIDDLETOWN	MIDDLETOWN TRANSPITION IINFRASTRCTR IMPROV PROJECT - EARMARK FY 08	ALL	2010	3,125	2,500	0	625
									2010 Total	6,447	5,158	664	625
07	5309G	0015-0293		X6	VARIOUS	BRIDGEPORT	BRIDGEPORT INTERMODAL TRANSPORTATION CENTER PROJ.-PARKING GAR EXPANSION AND PED WALKWAY.	ALL	2011	4,950	3,960	990	0
11	5309G	0422-XXXX		X6	MIDDLETOWN TD	MIDDLETOWN	MIDDLETOWN TRANSPITION IINFRASTRCTR IMPROV PROJECT - EARMARK FY 06	ALL	2011	2,475	1,980	0	495
11	5309G	0422-XXXX		X6	MIDDLETOWN TD	MIDDLETOWN	MIDDLETOWN TRANSPITION IINFRASTRCTR IMPROV PROJECT - EARMARK FY 07	ALL	2011	2,688	2,150	0	538
11	5309G	0422-XXXX		X6	MIDDLETOWN TD	MIDDLETOWN	MIDDLETOWN TRANSPITION IINFRASTRCTR IMPROV PROJECT - EARMARK FY 09	ALL	2011	3,563	2,850	0	713
11	5309G	0422-XXXX		X6	MIDDLETOWN TD	MIDDLETOWN	CONSTRUCT INTERMODAL CENTER - MIDDLETOWN - EARMARK - FY 06	OTH	2011	357	286	0	71
11	5309G	0422-XXXX		X6	MIDDLETOWN TD	MIDDLETOWN	CONSTRUCT INTERMODAL CENTER - MIDDLETOWN - EARMARK - FY 07	OTH	2011	376	301	0	75
11	5309G	0422-XXXX		X6	MIDDLETOWN TD	MIDDLETOWN	CONSTRUCT INTERMODAL CENTER - MIDDLETOWN - EARMARK - FY 08	OTH	2011	408	326	0	82
11	5309G	0422-XXXX		X6	MIDDLETOWN TD	MIDDLETOWN	CONSTRUCT INTERMODAL CENTER - MIDDLETOWN - EARMARK - FY 09	OTH	2011	423	338	0	85
									2011 Total	15,240	12,191	990	2,059
71	5309P	0171-0305		M	BUSWAY	NEW BRITAIN/HARTFORD	FUNDING FOR THE NEW BRITAIN - HARTFORD BUSWAY - NEW STARTS - FFY 2012	ALL	2012	45,000	36,000	9,000	0
									2012 Total	45,000	36,000	9,000	0
71	5309P	0171-0305		M	BUSWAY	NEW BRITAIN/HARTFORD	FUNDING FOR THE NEW BRITAIN - HARTFORD BUSWAY - NEW STARTS - FFY 2013	ALL	2013	58,716	46,973	11,743	0
									2013 Total	58,716	46,973	11,743	0
71	5309P	0171-0305		M	BUSWAY	NEW BRITAIN/HARTFORD	FUNDING FOR THE NEW BRITAIN - HARTFORD BUSWAY - NEW STARTS - FFY 2014	ALL	2014	58,716	46,973	11,743	0
									2014 Total	58,716	46,973	11,743	0
71	5309P	0171-0305		M	BUSWAY	NEW BRITAIN/HARTFORD	FUNDING FOR THE NEW BRITAIN - HARTFORD BUSWAY - NEW STARTS - FFY 2015	ALL	2015	58,716	46,973	11,743	0
									2015 Total	58,716	46,973	11,743	0
71	5309Q	0171-0305		M	BUSWAY	NEW BRITAIN/HARTFORD	FUNDING FOR THE NEW BRITAIN - HARTFORD BUSWAY - NEW STARTS - FFY 2011	ALL	2012	45,000	36,000	9,000	0
									2012 Total	45,000	36,000	9,000	0
70	5310C	05XT-0110		X6	VARIOUS BUS	STATEWIDE	PURCHASE ACCESSIBLE VANS/BUSES-SECT 5310 PROGRAM.	ACQ	2012	2,151	1,721	0	430
									2010 Total	2,151	1,721	0	430
70	5310C	05XT-0110		X6	VARIOUS BUS	STATEWIDE	PURCHASE ACCESSIBLE VANS/BUSES-SECT 5310 PROGRAM.	ACQ	2013	2,258	1,807	0	452
									2011 Total	2,258	1,807	0	452
70	5310C	05XT-0110		X6	VARIOUS BUS	STATEWIDE	PURCHASE ACCESSIBLE VANS/BUSES-SECT 5310 PROGRAM.	ACQ	2014	2,371	1,897	0	474
									2012 Total	2,371	1,897	0	474
70	5310C	05XT-0110		X6	VARIOUS BUS	STATEWIDE	PURCHASE ACCESSIBLE VANS/BUSES-SECT 5310 PROGRAM.	ACQ	2015	2,490	1,992	0	498
									2013 Total	2,490	1,992	0	498
70	5310C	05XT-0110		X6	VARIOUS BUS	STATEWIDE	PURCHASE ACCESSIBLE VANS/BUSES-SECT 5310 PROGRAM.	OTH	FYI	2,614	2,091	0	523
									FYI Total	2,614	2,091	0	523
70	5311C	0472-XXXX		X6	NWCT TD	TORRINGTON	NWCT TD - SECTION 5311 CAPITAL FY 2012	OTH	2012	300	240	60	0
14	5311C	0474-XXXX		X6	WINDHAM TD	WINDHAM	WINDHAM TD - SECTION 5311 CAPITAL FY 2012	OTH	2012	225	180	45	0
15	5311C	0476-XXXX		X6	NECT TD	KILLINGLY	NECT TD - SECTION 5311 CAPITALFY 2012	OTH	2012	350	280	70	0
12	5311C	0478-XXXX		X6	ESTUARY TD	OLD SAYBROOK	ESTUARY TD - SECTION 5311 CAPITAL FY 2012	OTH	2012	600	480	120	0
11	5311C	0480-XXXX		X6	MIDDLETOWN TD	MIDDLETOWN	MIDDLETOWN TD - SECTION 5311 CAPITAL FY 2012	OTH	2012	50	40	10	0
									2012 Total	1,525	1,220	305	0
70	5311C	0472-XXXX		X6	NWCT TD	TORRINGTON	NWCT TD - SECTION 5311 CAPITAL FY 2013	OTH	2013	850	680	170	0
14	5311C	0474-XXXX		X6	WINDHAM TD	WINDHAM	WINDHAM TD - SECTION 5311 CAPITAL FY 2013	OTH	2013	225	180	45	0
15	5311C	0476-XXXX		X6	NECT TD	KILLINGLY	NECT TD - SECTION 5311 CAPITALFY 2013	OTH	2013	50	40	10	0
12	5311C	0478-XXXX		X6	ESTUARY TD	OLD SAYBROOK	ESTUARY TD - SECTION 5311 CAPITAL FY 2013	OTH	2013	50	40	10	0
11	5311C	0480-XXXX		X6	MIDDLETOWN TD	MIDDLETOWN	MIDDLETOWN TD - SECTION 5311 CAPITAL FY 2013	OTH	2013	50	40	10	0
									2013 Total	1,225	980	245	0
70	5311C	0472-XXXX		X6	NWCT TD	TORRINGTON	NWCT TD - SECTION 5311 CAPITAL FY 2014	OTH	2014	50	40	10	0
14	5311C	0474-XXXX		X6	WINDHAM TD	WINDHAM	WINDHAM TD - SECTION 5311 CAPITAL FY 2014	OTH	2014	350	280	70	0
15	5311C	0476-XXXX		X6	NECT TD	KILLINGLY	NECT TD - SECTION 5311 CAPITALFY 2014	OTH	2014	375	300	75	0
12	5311C	0478-XXXX		X6	ESTUARY TD	OLD SAYBROOK	ESTUARY TD - SECTION 5311 CAPITAL FY 2014	OTH	2014	250	200	50	0
11	5311C	0480-XXXX		X6	MIDDLETOWN TD	MIDDLETOWN	MIDDLETOWN TD - SECTION 5311 CAPITAL FY 2014	OTH	2014	50	40	10	0
									2014 Total	1,075	860	215	0
70	5311C	0472-XXXX		X6	NWCT TD	TORRINGTON	NWCT TD - SECTION 5311 CAPITAL FY 2015	OTH	2015	300	240	60	0
14	5311C	0474-XXXX		X6	WINDHAM TD	WINDHAM	WINDHAM TD - SECTION 5311 CAPITAL FY 2015	OTH	2015	300	240	60	0
15	5311C	0476-XXXX		X6	NECT TD	KILLINGLY	NECT TD - SECTION 5311 CAPITALFY 2015	OTH	2015	50	40	10	0
12	5311C	0478-XXXX		X6	ESTUARY TD	OLD SAYBROOK	ESTUARY TD - SECTION 5311 CAPITAL FY 2015	OTH	2015	200	160	40	0
11	5311C	0480-XXXX		X6	MIDDLETOWN TD	MIDDLETOWN	MIDDLETOWN TD - SECTION 5311 CAPITAL FY 2015	OTH	2015	50	40	10	0
									2015 Total	900	720	180	0
70	5311C	0472-XXXX		X6	NWCT TD	TORRINGTON	NWCT TD - SECTION 5311 CAPITAL FYI	OTH	FYI	290	232	58	0
14	5311C	0474-XXXX		X6	WINDHAM TD	WINDHAM	WINDHAM TD - SECTION 5311 CAPITAL FYI	OTH	FYI	750	600	150	0
15	5311C	0476-XXXX		X6	NECT TD	KILLINGLY	NECT TD - SECTION 5311 CAPITALFYI	OTH	FYI	400	320	80	0

Region	FACode	Proj#	TempP#	AQCd	Rte/Sys	Town	Description	Phase	Year	Tot\$(000)	Fed\$(000)	Sta\$(000)	Loc\$(000)
12	5311C	0478-XXXX		X6	ESTUARY TD	OLD SAYBROOK	ESTUARY TD - SECTION 5311 CAPITAL FYI	OTH	FYI	100	80	20	0
11	5311C	0480-XXXX		X6	MIDDLETOWN TD	MIDDLETOWN	MIDDLETOWN TD - SECTION 5311 CAPITAL FYI	OTH	FYI	50	40	10	0
									FYI Total	0	0	0	0
70	5311O	0472-0059		X6	NWCT TD	TORRINGTON	NWCT TD - SECTION 5311 OPERATING (DIAL-A-RIDE EXPANSION) - FY 2012	OTH	2012	24	0	24	0
70	5311O	0472-0063		X6	NWCT TD	TORRINGTON	NWCT TD - SECTION 5311 OPERATING - FY 2012	OTH	2012	831	415	274	141
14	5311O	0474-0076		X6	WINDHAM TD	WINDHAM	WINDHAM TD - SECTION 5311 OPERATING (ADA TRANSIT) - FY 2012	OTH	2012	34	0	34	0
14	5311O	0474-0078		X6	WINDHAM TD	WINDHAM	WINDHAM TD - SECTION 5311 OPERATING (WILLIMANTIC-DANIELSON TRANSIT)- FY 2012	OTH	2012	41	0	41	0
14	5311O	0474-0082		X6	WINDHAM TD	WINDHAM	WINDHAM TD - SECTION 5311 OPERATING - FY 2012	OTH	2012	1,158	579	382	197
15	5311O	0476-0062		X6	NECT TD	KILLINGLY	NECT TD - SECTION 5311 OPERATING - FY 2012	OTH	2012	514	257	170	87
12	5311O	0478-0065		X6	ESTUARY TD	OLD SAYBROOK	ESTUARY TD - SECTION 5311 OPERATING SHUTTLE (NEW LONDON) - FY 2012	OTH	2012	85	0	85	0
12	5311O	0478-0069		X6	ESTUARY TD	OLD SAYBROOK	ESTUARY TD - SECTION 5311 OPERATING SHUTTLE (SHORELINE) - FY 2012	OTH	2012	510	255	255	0
12	5311O	0478-0070		X6	ESTUARY TD	OLD SAYBROOK	ESTUARY TD - SECTION 5311 OPERATING RURAL - FY 2012	OTH	2012	231	115	76	39
11	5311O	0480-0053		X6	MIDDLETOWN TD	MIDDLETOWN	MIDDLETOWN TD - SECTION 5311 OPERATING - FY 2012	OTH	2012	187	93	62	32
									2012 Total	3,615	1,716	1,403	497
70	5311O	0472-0059		X6	NWCT TD	TORRINGTON	NWCT TD - SECTION 5311 OPERATING (DIAL-A-RIDE EXPANSION) - FY 2012	OTH	2013	26	0	26	0
70	5311O	0472-0063		X6	NWCT TD	TORRINGTON	NWCT TD - SECTION 5311 OPERATING - FY 2013	OTH	2013	914	457	302	155
14	5311O	0474-0076		X6	WINDHAM TD	WINDHAM	WINDHAM TD - SECTION 5311 OPERATING (ADA TRANSIT) - FY 2013	OTH	2013	37	0	37	0
14	5311O	0474-0078		X6	WINDHAM TD	WINDHAM	WINDHAM TD - SECTION 5311 OPERATING (WILLIMANTIC-DANIELSON TRANSIT)- FY 2013	OTH	2013	45	0	45	0
14	5311O	0474-0082		X6	WINDHAM TD	WINDHAM	WINDHAM TD - SECTION 5311 OPERATING - FY 2013	OTH	2013	1,274	637	420	217
15	5311O	0476-0062		X6	NECT TD	KILLINGLY	NECT TD - SECTION 5311 OPERATING - FY 2013	OTH	2013	565	283	187	96
12	5311O	0478-0065		X6	ESTUARY TD	OLD SAYBROOK	ESTUARY TD - SECTION 5311 OPERATING SHUTTLE (NEW LONDON) - FY 2013	OTH	2013	94	0	94	0
12	5311O	0478-0069		X6	ESTUARY TD	OLD SAYBROOK	ESTUARY TD - SECTION 5311 OPERATING SHUTTLE (SHORELINE) - FY 2013	OTH	2013	562	281	281	0
12	5311O	0478-0070		X6	ESTUARY TD	OLD SAYBROOK	ESTUARY TD - SECTION 5311 OPERATING RURAL - FY 2013	OTH	2013	254	127	84	43
11	5311O	0480-0053		X6	MIDDLETOWN TD	MIDDLETOWN	MIDDLETOWN TD - SECTION 5311 OPERATING - FY 2013	OTH	2013	206	103	68	35
									2013 Total	3,976	1,887	1,543	546
70	5311O	0472-0059		X6	NWCT TD	TORRINGTON	NWCT TD - SECTION 5311 OPERATING (DIAL-A-RIDE EXPANSION) - FY 2014	OTH	2014	29	0	29	0
70	5311O	0472-0063		X6	NWCT TD	TORRINGTON	NWCT TD - SECTION 5311 OPERATING - FY 2014	OTH	2014	1,005	503	332	171
14	5311O	0474-0076		X6	WINDHAM TD	WINDHAM	WINDHAM TD - SECTION 5311 OPERATING (ADA TRANSIT) - FY 2014	OTH	2014	41	0	41	0
14	5311O	0474-0078		X6	WINDHAM TD	WINDHAM	WINDHAM TD - SECTION 5311 OPERATING (WILLIMANTIC-DANIELSON TRANSIT)- FY 2014	OTH	2014	49	0	49	0
14	5311O	0474-0082		X6	WINDHAM TD	WINDHAM	WINDHAM TD - SECTION 5311 OPERATING - FY 2014	OTH	2014	1,401	701	462	238
15	5311O	0476-0062		X6	NECT TD	KILLINGLY	NECT TD - SECTION 5311 OPERATING - FY 2014	OTH	2014	622	311	205	106
12	5311O	0478-0065		X6	ESTUARY TD	OLD SAYBROOK	ESTUARY TD - SECTION 5311 OPERATING SHUTTLE (NEW LONDON) - FY 2014	OTH	2014	103	0	103	0
12	5311O	0478-0069		X6	ESTUARY TD	OLD SAYBROOK	ESTUARY TD - SECTION 5311 OPERATING SHUTTLE (SHORELINE) - FY 2014	OTH	2014	618	309	309	0
12	5311O	0478-0070		X6	ESTUARY TD	OLD SAYBROOK	ESTUARY TD - SECTION 5311 OPERATING RURAL - FY 2014	OTH	2014	279	140	92	47
11	5311O	0480-0053		X6	MIDDLETOWN TD	MIDDLETOWN	MIDDLETOWN TD - SECTION 5311 OPERATING - FY 2014	OTH	2014	226	113	75	38
									2014 Total	4,374	2,076	1,697	601
70	5311O	0472-0059		X6	NWCT TD	TORRINGTON	NWCT TD - SECTION 5311 OPERATING (DIAL-A-RIDE EXPANSION) - FY 2015	OTH	2015	32	0	32	0
70	5311O	0472-0063		X6	NWCT TD	TORRINGTON	NWCT TD - SECTION 5311 OPERATING - FY 2015	OTH	2015	1,106	553	365	188
14	5311O	0474-0076		X6	WINDHAM TD	WINDHAM	WINDHAM TD - SECTION 5311 OPERATING (ADA TRANSIT) - FY 2015	OTH	2015	45	0	45	0
14	5311O	0474-0078		X6	WINDHAM TD	WINDHAM	WINDHAM TD - SECTION 5311 OPERATING (WILLIMANTIC-DANIELSON TRANSIT)- FY 2015	OTH	2015	54	0	54	0
14	5311O	0474-0082		X6	WINDHAM TD	WINDHAM	WINDHAM TD - SECTION 5311 OPERATING - FY 2015	OTH	2015	1,542	771	509	262
15	5311O	0476-0062		X6	NECT TD	KILLINGLY	NECT TD - SECTION 5311 OPERATING - FY 2015	OTH	2015	684	342	226	116
12	5311O	0478-0065		X6	ESTUARY TD	OLD SAYBROOK	ESTUARY TD - SECTION 5311 OPERATING SHUTTLE (NEW LONDON) - FY 2015	OTH	2015	113	0	113	0
12	5311O	0478-0069		X6	ESTUARY TD	OLD SAYBROOK	ESTUARY TD - SECTION 5311 OPERATING SHUTTLE (SHORELINE) - FY 2015	OTH	2015	679	340	340	0
12	5311O	0478-0070		X6	ESTUARY TD	OLD SAYBROOK	ESTUARY TD - SECTION 5311 OPERATING RURAL - FY 2015	OTH	2015	307	154	101	52
11	5311O	0480-0053		X6	MIDDLETOWN TD	MIDDLETOWN	MIDDLETOWN TD - SECTION 5311 OPERATING - FY 2015	OTH	2015	249	124	82	42
									2015 Total	4,811	2,283	1,867	661
70	5311O	0472-0059		X6	NWCT TD	TORRINGTON	NWCT TD - SECTION 5311 OPERATING (DIAL-A-RIDE EXPANSION) - FYI	OTH	FYI	35	0	35	0
70	5311O	0472-0063		X6	NWCT TD	TORRINGTON	NWCT TD - SECTION 5311 OPERATING - FYI	OTH	FYI	1,216	608	401	207
14	5311O	0474-0076		X6	WINDHAM TD	WINDHAM	WINDHAM TD - SECTION 5311 OPERATING (ADA TRANSIT) - FYI	OTH	FYI	49	0	49	0
14	5311O	0474-0078		X6	WINDHAM TD	WINDHAM	WINDHAM TD - SECTION 5311 OPERATING (WILLIMANTIC-DANIELSON TRANSIT)- FYI	OTH	FYI	59	0	59	0
14	5311O	0474-0082		X6	WINDHAM TD	WINDHAM	WINDHAM TD - SECTION 5311 OPERATING - FYI	OTH	FYI	1,696	848	560	288
15	5311O	0476-0062		X6	NECT TD	KILLINGLY	NECT TD - SECTION 5311 OPERATING - FYI	OTH	FYI	753	376	248	128
12	5311O	0478-0065		X6	ESTUARY TD	OLD SAYBROOK	ESTUARY TD - SECTION 5311 OPERATING SHUTTLE (NEW LONDON) - FYI	OTH	FYI	125	0	125	0
12	5311O	0478-0069		X6	ESTUARY TD	OLD SAYBROOK	ESTUARY TD - SECTION 5311 OPERATING SHUTTLE (SHORELINE) - FYI	OTH	FYI	747	374	374	0
12	5311O	0478-0070		X6	ESTUARY TD	OLD SAYBROOK	ESTUARY TD - SECTION 5311 OPERATING RURAL - FYI	OTH	FYI	338	169	112	57
11	5311O	0480-0053		X6	MIDDLETOWN TD	MIDDLETOWN	MIDDLETOWN TD - SECTION 5311 OPERATING - FYI	OTH	FYI	274	137	90	47
									FYI Total	5,292	2,512	2,054	727
70	5311T	0170-XXXX		X6	SECTION 5311	VARIOUS	SECTION 5311 PROG ADJUST TO ACTUAL APPR & RTAP PROG FFY 2012	OTH	2012	100	100	0	0
									2012 Total	100	100	0	0
70	5311T	0170-XXXX		X6	SECTION 5311	VARIOUS	SECTION 5311 PROG ADJUST TO ACTUAL APPR & RTAP PROG FFY 2013	OTH	2013	100	100	0	0
									2013 Total	100	100	0	0
70	5311T	0170-XXXX		X6	SECTION 5311	VARIOUS	SECTION 5311 PROG ADJUST TO ACTUAL APPR & RTAP PROG FFY 2014	OTH	2014	100	100	0	0
									2014 Total	100	100	0	0
70	5311T	0170-XXXX		X6	SECTION 5311	VARIOUS	SECTION 5311 PROG ADJUST TO ACTUAL APPR & RTAP PROG FFY 2015	OTH	2015	100	100	0	0
									2015 Total	100	100	0	0
70	5311T	0170-XXXX		X6	SECTION 5311	VARIOUS	SECTION 5311 PROG ADJUST TO ACTUAL APPR & RTAP PROG FFY FYI	OTH	FYI	100	100	0	0
									FYI Total	100	100	0	0
70	5316G	0170-T798	BPSM-URBN	X6	VARIOUS BUS	BRPT/STFD URBAN AREA	JOB ACCESS AND REVERSE COMMUTE - BRIDGEPORT/STAMFORD	OTH	2012	700	350	0	350
70	5316G	0170-T798	HTFD-URBN	X6	VARIOUS BUS	HARTFORD URBANIZED AREA	JOB ACCESS AND REVERSE COMMUTE - HARTFORD	OTH	2012	846	423	0	423
70	5316G	0170-T798	NHVN-URBN	X6	VARIOUS BUS	NEW HAVEN URBANIZED AREA	JOB ACCESS AND REVERSE COMMUTE - NEW HAVEN	OTH	2012	538	269	0	269
70	5316G	0170-T798	OTHR-URBN	X6	VARIOUS BUS	OTHER URBAN AREA	JOB ACCESS AND REVERSE COMMUTE - OTHER URBAN AREA	OTH	2012	751	375	0	375
70	5316G	0170-T798	OTHR-RURL	X6	VARIOUS BUS	RURAL	JOB ACCESS AND REVERSE COMMUTE - RURAL	OTH	2012	179	90	0	90
									2012 Total	3,014	1,507	0	1,507
70	5316G	0170-T798	BPSM-URBN	X6	VARIOUS BUS	BRPT/STFD URBAN AREA	JOB ACCESS AND REVERSE COMMUTE - BRIDGEPORT/STAMFORD	OTH	2013	735	368	0	368

Region	FACode	Proj#	TempP#	AQCd	Rte/Sys	Town	Description	Phase	Year	Tot\$(000)	Fed\$(000)	Sta\$(000)	Loc\$(000)
70	5316G	0170-T798	HTFD-URBN	X6	VARIOUS BUS	HARTFORD URBANIZED AREA	JOB ACCESS AND REVERSE COMMUTE - HARTFORD	OTH	2013	888	444	0	444
70	5316G	0170-T798	NHVN-URBN	X6	VARIOUS BUS	NEW HAVEN URBANIZED AREA	JOB ACCESS AND REVERSE COMMUTE - NEW HAVEN	OTH	2013	565	283	0	283
70	5316G	0170-T798	OTHR-URBN	X6	VARIOUS BUS	OTHER URBAN AREA	JOB ACCESS AND REVERSE COMMUTE - OTHER URBAN AREA	OTH	2013	788	394	0	394
70	5316G	0170-T798	OTHR-RURL	X6	VARIOUS BUS	RURAL	JOB ACCESS AND REVERSE COMMUTE - RURAL	OTH	2013	188	94	0	94
									2013 Total	3,164	1,582	0	1,582
70	5316G	0170-T798	BPSM-URBN	X6	VARIOUS BUS	BRPT/STFD URBAN AREA	JOB ACCESS AND REVERSE COMMUTE - BRIDGEPORT/STAMFORD	OTH	2014	772	386	0	386
70	5316G	0170-T798	HTFD-URBN	X6	VARIOUS BUS	HARTFORD URBANIZED AREA	JOB ACCESS AND REVERSE COMMUTE - HARTFORD	OTH	2014	932	466	0	466
70	5316G	0170-T798	NHVN-URBN	X6	VARIOUS BUS	NEW HAVEN URBANIZED AREA	JOB ACCESS AND REVERSE COMMUTE - NEW HAVEN	OTH	2014	593	297	0	297
70	5316G	0170-T798	OTHR-URBN	X6	VARIOUS BUS	OTHER URBAN AREA	JOB ACCESS AND REVERSE COMMUTE - OTHER URBAN AREA	OTH	2014	828	414	0	414
70	5316G	0170-T798	OTHR-RURL	X6	VARIOUS BUS	RURAL	JOB ACCESS AND REVERSE COMMUTE - RURAL	OTH	2014	197	99	0	99
									2014 Total	3,323	1,661	0	1,661
70	5316G	0170-T798	BPSM-URBN	X6	VARIOUS BUS	BRPT/STFD URBAN AREA	JOB ACCESS AND REVERSE COMMUTE - BRIDGEPORT/STAMFORD	OTH	2015	810	405	0	405
70	5316G	0170-T798	HTFD-URBN	X6	VARIOUS BUS	HARTFORD URBANIZED AREA	JOB ACCESS AND REVERSE COMMUTE - HARTFORD	OTH	2015	979	489	0	489
70	5316G	0170-T798	NHVN-URBN	X6	VARIOUS BUS	NEW HAVEN URBANIZED AREA	JOB ACCESS AND REVERSE COMMUTE - NEW HAVEN	OTH	2015	623	312	0	312
70	5316G	0170-T798	OTHR-URBN	X6	VARIOUS BUS	OTHER URBAN AREA	JOB ACCESS AND REVERSE COMMUTE - OTHER URBAN AREA	OTH	2015	869	435	0	435
70	5316G	0170-T798	OTHR-RURL	X6	VARIOUS BUS	RURAL	JOB ACCESS AND REVERSE COMMUTE - RURAL	OTH	2015	207	104	0	104
									2015 Total	3,489	1,744	0	1,744
70	5316G	0170-T798	BPSM-URBN	X6	VARIOUS BUS	BRPT/STFD URBAN AREA	JOB ACCESS AND REVERSE COMMUTE - BRIDGEPORT/STAMFORD	OTH	FYI	851	425	0	425
70	5316G	0170-T798	HTFD-URBN	X6	VARIOUS BUS	HARTFORD URBANIZED AREA	JOB ACCESS AND REVERSE COMMUTE - HARTFORD	OTH	FYI	1,028	514	0	514
70	5316G	0170-T798	NHVN-URBN	X6	VARIOUS BUS	NEW HAVEN URBANIZED AREA	JOB ACCESS AND REVERSE COMMUTE - NEW HAVEN	OTH	FYI	654	327	0	327
70	5316G	0170-T798	OTHR-URBN	X6	VARIOUS BUS	OTHER URBAN AREA	JOB ACCESS AND REVERSE COMMUTE - OTHER URBAN AREA	OTH	FYI	913	456	0	456
70	5316G	0170-T798	OTHR-RURL	X6	VARIOUS BUS	RURAL	JOB ACCESS AND REVERSE COMMUTE - RURAL	OTH	FYI	218	109	0	109
									FYI Total	3,663	1,832	0	1,832
70	5317J	0170-TNF1	HTFD-URBN	X6	VARIOUS BUS	HARTFORD URBANIZED AREA	NEW FREEDOM - HARTFORD	OTH	2012	637	319	0	319
70	5317J	0170-TNF2	NHVN-URBN	X6	VARIOUS BUS	NEW HAVEN URBANIZED AREA	NEW FREEDOM - NEW HAVEN	OTH	2012	388	194	0	194
70	5317J	0170-TNF3	BPSM-URBN	X6	VARIOUS BUS	BRPT/STFD URBAN AREA	NEW FREEDOM - BRIDGEPORT/STAMFORD	OTH	2012	613	307	0	307
70	5317J	0170-TNF4	OTHR-URBN	X6	VARIOUS BUS	OTHER URBAN AREA	NEW FREEDOM - OTHER URBAN AREA	OTH	2012	679	340	0	340
70	5317J	0170-TNF5	OTHR-RURL	X6	VARIOUS BUS	RURAL	NEW FREEDOM - RURAL	OTH	2012	189	95	0	95
									2012 Total	2,507	1,253	0	1,253
70	5317J	0170-TNF1	HTFD-URBN	X6	VARIOUS BUS	HARTFORD URBANIZED AREA	NEW FREEDOM - HARTFORD	OTH	2013	669	334	0	334
70	5317J	0170-TNF2	NHVN-URBN	X6	VARIOUS BUS	NEW HAVEN URBANIZED AREA	NEW FREEDOM - NEW HAVEN	OTH	2013	408	204	0	204
70	5317J	0170-TNF3	BPSM-URBN	X6	VARIOUS BUS	BRPT/STFD URBAN AREA	NEW FREEDOM - BRIDGEPORT/STAMFORD	OTH	2013	644	322	0	322
70	5317J	0170-TNF4	OTHR-URBN	X6	VARIOUS BUS	OTHER URBAN AREA	NEW FREEDOM - OTHER URBAN AREA	OTH	2013	713	357	0	357
70	5317J	0170-TNF5	OTHR-RURL	X6	VARIOUS BUS	RURAL	NEW FREEDOM - RURAL	OTH	2013	199	99	0	99
									2013 Total	2,632	1,316	0	1,316
70	5317J	0170-TNF1	HTFD-URBN	X6	VARIOUS BUS	HARTFORD URBANIZED AREA	NEW FREEDOM - HARTFORD	OTH	2014	702	351	0	351
70	5317J	0170-TNF2	NHVN-URBN	X6	VARIOUS BUS	NEW HAVEN URBANIZED AREA	NEW FREEDOM - NEW HAVEN	OTH	2014	428	214	0	214
70	5317J	0170-TNF3	BPSM-URBN	X6	VARIOUS BUS	BRPT/STFD URBAN AREA	NEW FREEDOM - BRIDGEPORT/STAMFORD	OTH	2014	676	338	0	338
70	5317J	0170-TNF4	OTHR-URBN	X6	VARIOUS BUS	OTHER URBAN AREA	NEW FREEDOM - OTHER URBAN AREA	OTH	2014	749	374	0	374
70	5317J	0170-TNF5	OTHR-RURL	X6	VARIOUS BUS	RURAL	NEW FREEDOM - RURAL	OTH	2014	209	104	0	104
									2014 Total	2,764	1,382	0	1,382
70	5317J	0170-TNF1	HTFD-URBN	X6	VARIOUS BUS	HARTFORD URBANIZED AREA	NEW FREEDOM - HARTFORD	OTH	2015	737	369	0	369
70	5317J	0170-TNF2	NHVN-URBN	X6	VARIOUS BUS	NEW HAVEN URBANIZED AREA	NEW FREEDOM - NEW HAVEN	OTH	2015	449	225	0	225
70	5317J	0170-TNF3	BPSM-URBN	X6	VARIOUS BUS	BRPT/STFD URBAN AREA	NEW FREEDOM - BRIDGEPORT/STAMFORD	OTH	2015	710	355	0	355
70	5317J	0170-TNF4	OTHR-URBN	X6	VARIOUS BUS	OTHER URBAN AREA	NEW FREEDOM - OTHER URBAN AREA	OTH	2015	786	393	0	393
70	5317J	0170-TNF5	OTHR-RURL	X6	VARIOUS BUS	RURAL	NEW FREEDOM - RURAL	OTH	2015	219	110	0	110
									2015 Total	2,902	1,451	0	1,451
70	5317J	0170-TNF1	HTFD-URBN	X6	VARIOUS BUS	HARTFORD URBANIZED AREA	NEW FREEDOM - HARTFORD	OTH	FYI	774	387	0	387
70	5317J	0170-TNF2	NHVN-URBN	X6	VARIOUS BUS	NEW HAVEN URBANIZED AREA	NEW FREEDOM - NEW HAVEN	OTH	FYI	472	236	0	236
70	5317J	0170-TNF3	BPSM-URBN	X6	VARIOUS BUS	BRPT/STFD URBAN AREA	NEW FREEDOM - BRIDGEPORT/STAMFORD	OTH	FYI	745	373	0	373
70	5317J	0170-TNF4	OTHR-URBN	X6	VARIOUS BUS	OTHER URBAN AREA	NEW FREEDOM - OTHER URBAN AREA	OTH	FYI	826	413	0	413
70	5317J	0170-TNF5	OTHR-RURL	X6	VARIOUS BUS	RURAL	NEW FREEDOM - RURAL	OTH	FYI	230	115	0	115
									FYI Total	3,047	1,524	0	1,524
06	BRX	0036-0182			CT 34	DERBY	BRIDGE 00947 OVER NAUGATUCK RIVER	CON	2012	11,000	8,800	2,200	0
10	BRX	0053-0175			CT 3	GLASTONBURY	PUTNAM BRIDGE REHABILITATION - AC CONVERSION	CON	2012	25,423	20,338	5,085	0
10	BRX	0053-0175			CT 3	GLASTONBURY	PUTNAM BRIDGE REHABILITATION - AC ENTRY	CON	2012	0	0	0	0
01	BRX	0056-0296			LOCKWOOD AVE	GREENWICH	REHAB BR 00017 OVER I-95	CON	2012	6,634	5,307	1,327	0
08	BRX	0092-0532			I-95	NEW HAVEN	I-95 - "O" BRIDGE REPLACEMENT & DEMOLITION - AC CONV.	CON	2012	0	0	0	0
08	BRX	0092-0627			I-95	NEW HAVEN	BRKOUT "O" BRG PRJT (CONTRACT E), CONSTRUCT SB WEST APPROACH & RVR PIERS - AC CONV	CON	2012	8,276	7,200	1,076	0
73	BRX	0138-0221			X6 I-95	STRATFORD	BR #135, STRTFORD I-95 OVER HOLSATONIC RVR & NAUGATUCK AVE - AC CONV.	CON	2012	0	0	0	0
70	BRX	0170-0BRX			X6 VARIOUS	STATEWIDE	ON/OFF-SYSTEMS BRIDGE IMPROVEMENTS, BRX & BRZ.	ALL	2012	65,558	52,446	13,112	0
70	BRX	0170-2993			X6 VARIOUS	STATEWIDE	BR INSP ON/OFF FAHS BY STAFF	OTH	2012	6,600	5,280	1,320	0
70	BRX	0170-3013			X6 VARIOUS	STATEWIDE	INSPECTION OF BRIDGES (ON/OFF SYSTEM) AC CONV.	OTH	2012	10,778	8,622	2,156	0
70	BRX	0170-3063			VARIOUS	STATEWIDE	HBP CE ENGINEERING SERVICES, LIST 22-24 BRIDGES	PD	2012	1,000	800	200	0
									2012 Total	135,269	108,794	26,475	0
70	BRX	0170-3063			VARIOUS	STATEWIDE	HBP CE ENGINEERING SERVICES, LIST 22-24 BRIDGES	PD	2013	1,000	800	200	0
10	BRX	0053-0175			CT 3	GLASTONBURY	PUTNAM BRIDGE REHABILITATION - AC CONVERSION	CON	2013	8,017	6,414	1,603	0
10	BRX	0063-0601			SR 504	HARTFORD	REMOVE BR 03369 OVER LOWER SMITH BROOK, RELOCATE FLATBUSH AVE ON-RAMP	CON	2013	12,300	11,070	1,230	0
08	BRX	0092-0532			M I-95	NEW HAVEN	I-95 - "O" BRIDGE REPLACEMENT & DEMOLITION - AC CONV.	CON	2013	25,724	22,380	3,344	0
08	BRX	0092-0627			M I-95	NEW HAVEN	BRKOUT "O" BRG PRJT (CONTRACT E), CONSTRUCT SB WEST APPROACH & RVR PIERS - AC CONV	CON	2013	31,111	28,000	3,111	0
01	BRX	0102-0324			BURNELL BLVD	NORWALK	REHAB BR 04046 OVER METRO NORTH (PHASE 2)	CON	2013	10,000	8,000	2,000	0
07,08	BRX	0138-0221			X6 I-95	STRATFORD	REPLACE BR 00135, MOSES WHEELER - AC CONVERSION	CON	2013	40,234	36,210	4,023	0
70	BRX	0170-0BRX			X6 VARIOUS	STATEWIDE	ON/OFF-SYSTEMS BRIDGE IMPROVEMENTS, BRX & BRZ.	ALL	2013	56,970	45,576	11,394	0
70	BRX	0170-3013			X6 VARIOUS	STATEWIDE	INSPECTION OF BRIDGES (ON/OFF SYSTEM) AC CONV.	PE	2013	5,903	4,722	1,181	0
70	BRX	0170-INSP			X6 VARIOUS	STATEWIDE	INSPECTION OF BRIDGES (ON/OFF SYSTEM) AC ENTRY.	OTH	2013	0	0	0	0

Region	FACode	Proj#	TempP#	AQCD	Rte/Sys	Town	Description	Phase	Year	Tot\$(000)	Feds(000)	Stas(000)	Locs(000)
70 BRX	0170-INSP			X6	VARIOUS	STATEWIDE	INSPECTION OF BRIDGES (ON/OFF SYSTEM) AC CONV.	OTH	2013	10,000	8,000	2,000	0
10 BRX	0023-0127				TOWN BRIDGE ROAD	CANTON	REHAB/REPLACE BR 05222 OVER FARMINGTON RIVER	CON	2013	6,288	5,030	0	1,258
									2013 Total	207,547	176,202	30,087	1,258
08 BRX	0092-0532			M	I-95	NEW HAVEN	I-95 - "O" BRIDGE REPLACEMENT & DEMOLITION - AC CONV.	CON	2014	67,839	59,020	8,819	0
08 BRX	0092-0627			M	I-95	NEW HAVEN	BRKOUT "O" BRG PRJT (CONTRACT E), CONSTRUCT SB WEST APPROACH & RVR PIERS - AC CONV	CON	2014	28,033	25,230	2,803	0
08 BRX	0092-0639				I-95	NEW HAVEN	CONTAMINATED SOIL MANAGEMENT 3 - AC CONVERSION	CON	2014	4,943	4,300	643	0
08 BRX	0092-0639				I-95	NEW HAVEN	CONTAMINATED SOIL MANAGEMENT 3 - AC ENTRY	CON	2014	0	0	0	0
05 BRX	0151-0273			I-84		WATERBURY	UPGRADE EXPRESSWAY - PHASE 3 - AC CONVERSION	CON	2014	5,747	5,000	747	0
05 BRX	0151-0273			I-84		WATERBURY	UPGRADE EXPRESSWAY - PHASE 3 - AC ENTRY	CON	2014	0	0	0	0
70 BRX	0170-3063				VARIOUS	STATEWIDE	HBP CE ENGINEERING SERVICES, LIST 22-24 BRIDGES	PD	2014	1,000	800	200	0
70 BRX	0170-INSP			X6	VARIOUS	STATEWIDE	INSPECTION OF BRIDGES (ON/OFF SYSTEM) AC CONV.	OTH	2014	18,750	15,000	3,750	0
									2014 Total	126,312	109,350	16,962	0
08 BRX	0092-0532				I-95	NEW HAVEN	I-95 - "O" BRIDGE REPLACEMENT & DEMOLITION - AC CONV.	CON	2015	85,661	74,525	11,136	0
08 BRX	0092-0627				I-95	NEW HAVEN	BRKOUT "O" BRG PRJT (CONTRACT E), CONSTRUCT SB WEST APPROACH & RVR PIERS - AC CONV	CON	2015	13,333	12,000	1,333	0
08 BRX	0092-0639				I-95	NEW HAVEN	CONTAMINATED SOIL MANAGEMENT 3 - AC CONVERSION	CON	2015	6,897	6,000	897	0
70 BRX	0170-3063				VARIOUS	STATEWIDE	HBP CE ENGINEERING SERVICES, LIST 22-24 BRIDGES	PD	2015	1,000	800	200	0
70 BRX	0170-INSP			X6	VARIOUS	STATEWIDE	INSPECTION OF BRIDGES (ON/OFF SYSTEM) AC CONV.	OTH	2015	18,750	15,000	3,750	0
									2015 Total	125,641	108,325	17,316	0
08 BRX	0092-0532			M	I-95	NEW HAVEN	I-95 - "O" BRIDGE REPLACEMENT & DEMOLITION - AC CONV.	CON	FY1	165,113	143,648	21,465	0
08 BRX	0092-0627				I-95	NEW HAVEN	BRKOUT "O" BRG PRJT (CONTRACT E), CONSTRUCT SB WEST APPROACH & RVR PIERS - AC CONV	CON	FY1	17,997	16,197	1,800	0
08 BRX	0092-0639				I-95	NEW HAVEN	CONTAMINATED SOIL MANAGEMENT 3 - AC CONVERSION	CON	FY1	16,092	14,000	2,092	0
07,08 BRX	0138-0221			X6	I-95	STRATFORD	BR #135, STRTFORD I-95 OVER HOUSATONIC RVR & NAUGATUCK AVE - AC CONV.	CON	FY1	53,789	48,410	5,379	0
05 BRX	0151-0273			M	I-84	WATERBURY	UPGRADE EXPRESSWAY - PHASE 3	CON	FY1	59,669	51,912	7,757	0
70 BRX	0170-0BRX			X6	VARIOUS	STATEWIDE	ON/OFF-SYSTEMS BRIDGE IMPROVEMENTS, BRX & BRZ.	ALL	FY1	159,596	127,677	31,919	0
70 BRX	0170-3063				VARIOUS	STATEWIDE	HBP CE ENGINEERING SERVICES, LIST 22-24 BRIDGES - AC CONVERSION	PD	FY1	5,000	4,000	1,000	0
70 BRX	0170-INSP			X6	VARIOUS	STATEWIDE	INSPECTION OF BRIDGES (ON/OFF SYSTEM) AC CONV.	OTH	FY1	18,750	15,000	3,750	0
									FY1 Total	496,006	420,844	75,162	0
10 CMAQ	0053-0181				MAIN ST	GLASTONBURY	SIGNAL SYSTEM - PUTNAM BRIDGE TO WELLES ST	CON	2012	1,887	1,887	0	0
08 CMAQ	0092-0488			X8	VARIOUS	NEW HAVEN	COMPUTERIZED SIGNAL SYSTEM (PHASE 3D).	CON	2012	3,668	3,668	0	0
75 CMAQ	0170-3091	0170-3018		X6	VARIOUS	STATEWIDE	FY12: CONNECTICUT CLEAN FUELS (NY-NJ-CT MODERATE)	OTH	2012	1,057	846	0	211
76 CMAQ	0170-3092	0170-3019		X6	VARIOUS	STATEWIDE	FY12: CONNECTICUT CLEAN FUELS (GREATER CT MODERATE)	OTH	2012	1,057	846	0	211
75 CMAQ	0170-3093	0170-3028		X6	VARIOUS	STATEWIDE	FY12: STATEWIDE TRANSPORTATION DEMAND MANAGEMENT (NY-NJ-CT MODERATE)	OTH	2012	2,907	2,326	581	0
76 CMAQ	0170-3094	0170-3029		X6	VARIOUS	STATEWIDE	FY12: STATEWIDE TRANSPORTATION DEMAND MANAGEMENT (GREATER CT MODERATE)	OTH	2012	1,825	1,460	365	0
75 CMAQ	0170-3095	0170-3031		X6	VARIOUS	STATEWIDE	FY12: TELECOMMUTING PARTNERSHIP (NY-NJ-CT MODERATE)	OTH	2012	403	322	81	0
76 CMAQ	0170-3096	0170-3030		X6	VARIOUS	STATEWIDE	FY12: TELECOMMUTING PARTNERSHIP (GREATER CT MODERATE)	OTH	2012	252	202	50	0
75 CMAQ	0170-3097	0170-3033		X6	VARIOUS	STATEWIDE	FY12: STATEWIDE MARKETING (NY-NJ-CT MODERATE)	OTH	2012	671	537	134	0
76 CMAQ	0170-3098	0170-3032		X6	VARIOUS	STATEWIDE	FY12: STATEWIDE MARKETING (GREATER CT MODERATE).	OTH	2012	422	338	84	0
76 CMAQ	0170-3099	0170-TX08		X6	VARIOUS	GREATER CT MODERATE	FY12: ADVANCED TECH BUSES	OTH	2012	3,798	3,038	760	0
71 CMAQ	0171-0305			M	BUSWAY	NEW BRITAIN/HARTFORD	FUNDING FOR THE NEW BRITAIN - HARTFORD BUSWAY TRANSFER TO FTA	ALL	2012	12,500	10,000	2,500	0
									2012 Total	30,447	25,470	4,555	422
75 CMAQ	0170-3100	0170-3018		X6	VARIOUS	STATEWIDE	FY13: CONNECTICUT CLEAN FUELS (NY-NJ-CT MODERATE)	OTH	2013	1,089	871	0	218
76 CMAQ	0170-3101	0170-3019		X6	VARIOUS	STATEWIDE	FY13: CONNECTICUT CLEAN FUELS (GREATER CT MODERATE)	OTH	2013	1,089	871	0	218
75 CMAQ	0170-3102	0170-3028		X6	VARIOUS	STATEWIDE	FY13: STATEWIDE TRANSPORTATION DEMAND MANAGEMENT (NY-NJ-CT MODERATE)	OTH	2013	2,994	2,395	599	0
76 CMAQ	0170-3103	0170-3029		X6	VARIOUS	STATEWIDE	FY13: STATEWIDE TRANSPORTATION DEMAND MANAGEMENT (GREATER CT MODERATE)	OTH	2013	1,880	1,504	376	0
75 CMAQ	0170-3104	0170-3031		X6	VARIOUS	STATEWIDE	FY13: TELECOMMUTING PARTNERSHIP (NY-NJ-CT MODERATE)	OTH	2013	415	332	83	0
76 CMAQ	0170-3105	0170-3030		X6	VARIOUS	STATEWIDE	FY13: TELECOMMUTING PARTNERSHIP (GREATER CT MODERATE)	OTH	2013	260	208	52	0
75 CMAQ	0170-3106	0170-3033		X6	VARIOUS	STATEWIDE	FY13: STATEWIDE MARKETING (NY-NJ-CT MODERATE)	OTH	2013	691	553	138	0
76 CMAQ	0170-3107	0170-3032		X6	VARIOUS	STATEWIDE	FY13: STATEWIDE MARKETING (GREATER CT MODERATE).	OTH	2013	434	347	87	0
76 CMAQ	0170-3108	0170-TX08		X6	VARIOUS	GREATER CT MODERATE	FY13: ADVANCED TECH BUSES	OTH	2013	3,912	3,130	782	0
71 CMAQ	0171-0305			M	BUSWAY	NEW BRITAIN/HARTFORD	FUNDING FOR THE NEW BRITAIN - HARTFORD BUSWAY TRANSFER TO FTA	ALL	2013	13,250	10,600	2,650	0
									2013 Total	26,014	20,811	4,767	436
75 CMAQ	0170-3109			X6	VARIOUS	STATEWIDE	FY14: CONNECTICUT CLEAN FUELS (NY-NJ-CT MODERATE)	OTH	2014	1,122	898	0	224
76 CMAQ	0170-3110			X6	VARIOUS	STATEWIDE	FY14: CONNECTICUT CLEAN FUELS (GREATER CT MODERATE)	OTH	2014	1,122	898	0	224
75 CMAQ	0170-3111			X6	VARIOUS	STATEWIDE	FY14: STATEWIDE TRANSPORTATION DEMAND MANAGEMENT (NY-NJ-CT MODERATE)	OTH	2014	3,084	2,467	617	0
76 CMAQ	0170-3112			X6	VARIOUS	STATEWIDE	FY14: STATEWIDE TRANSPORTATION DEMAND MANAGEMENT (GREATER CT MODERATE)	OTH	2014	1,936	1,549	387	0
75 CMAQ	0170-3113			X6	VARIOUS	STATEWIDE	FY14: TELECOMMUTING PARTNERSHIP (NY-NJ-CT MODERATE)	OTH	2014	427	342	85	0
76 CMAQ	0170-3114			X6	VARIOUS	STATEWIDE	FY14: TELECOMMUTING PARTNERSHIP (GREATER CT MODERATE)	OTH	2014	268	214	54	0
75 CMAQ	0170-3115			X6	VARIOUS	STATEWIDE	FY14: STATEWIDE MARKETING (NY-NJ-CT MODERATE)	OTH	2014	712	570	142	0
76 CMAQ	0170-3116			X6	VARIOUS	STATEWIDE	FY14: STATEWIDE MARKETING (GREATER CT MODERATE).	OTH	2014	447	358	89	0
76 CMAQ	0170-3117			X6	VARIOUS	GREATER CT MODERATE	FY14: ADVANCED TECH BUSES	OTH	2014	4,029	3,223	806	0
									2014 Total	13,147	10,519	2,180	448
75 CMAQ	0170-3118			X6	VARIOUS	STATEWIDE	FY15: CONNECTICUT CLEAN FUELS (NY-NJ-CT MODERATE)	OTH	2015	1,156	925	0	231
76 CMAQ	0170-3119			X6	VARIOUS	STATEWIDE	FY15: CONNECTICUT CLEAN FUELS (GREATER CT MODERATE)	OTH	2015	1,156	925	0	231
75 CMAQ	0170-3120			X6	VARIOUS	STATEWIDE	FY15: STATEWIDE TRANSPORTATION DEMAND MANAGEMENT (NY-NJ-CT MODERATE)	OTH	2015	3,177	2,542	635	0
76 CMAQ	0170-3121			X6	VARIOUS	STATEWIDE	FY15: STATEWIDE TRANSPORTATION DEMAND MANAGEMENT (GREATER CT MODERATE)	OTH	2015	1,994	1,595	399	0
75 CMAQ	0170-3122			X6	VARIOUS	STATEWIDE	FY15: TELECOMMUTING PARTNERSHIP (NY-NJ-CT MODERATE)	OTH	2015	440	352	88	0
76 CMAQ	0170-3123			X6	VARIOUS	STATEWIDE	FY15: TELECOMMUTING PARTNERSHIP (GREATER CT MODERATE)	OTH	2015	276	221	55	0
75 CMAQ	0170-3124			X6	VARIOUS	STATEWIDE	FY15: STATEWIDE MARKETING (NY-NJ-CT MODERATE)	OTH	2015	733	586	147	0
76 CMAQ	0170-3125			X6	VARIOUS	STATEWIDE	FY15: STATEWIDE MARKETING (GREATER CT MODERATE).	OTH	2015	460	368	92	0
76 CMAQ	0170-3126			X6	VARIOUS	GREATER CT MODERATE	FY15: ADVANCED TECH BUSES	OTH	2015	4,150	3,320	830	0
									2015 Total	13,542	10,834	2,246	462
08 GOV	0092-XXXX			M	RT 34	NEW HAVEN	DESIGN AND CONSTRUCT FIRST PHASE OF CONVERSION OF ROUTE 34 EAST FROM EXPRESSWAY TO URBAN BLVD.	CON	2012	36,000	30,000	6,000	0
									2012 Total	36,000	30,000	6,000	0
06 HPP	0002-0125				VARIOUS	ANSONIA	ANSONIA PARK & RIVERWALK - PHASE 2	CON	2012	794	636	0	159
06 HPP	0036-0184				CT 34	DERBY	RECONSTRUCTION, BRIDGE ST TO AUSONIO DR	ROW	2012	8,000	6,400	1,600	0

Region	FACode	Proj#	TempP#	AQCd	Rte/Sys	Town	Description	Phase	Year	Tot\$(000)	Fed\$(000)	Sta\$(000)	Loc\$(000)
10	HPP	0042-0300				EAST HARTFORD	CHARTER OAK GREENWAY MULTI-USE TRAIL	CON	2012	649	478	0	170
08	HPP	0043-0126	0043-H021	X6	VARIOUS	EAST HAVEN	SHORELINE GREENWAY TRAIL IN E HAVEN, BNFOR & GFORD.	RW	2012	100	80	0	20
13	HPP	0058-0283				GROTON	MYSTIC STRRETSCAPE EXT. (PHASE III)	CON	2012	1,319	1,055	0	264
13	HPP	0058-0308				GROTON	BIKE/PED FACILITY ALONG THOMAS RD	CON	2012	1,024	819	0	205
10	HPP	0063-0626				HARTFORD	STREETSCAPE IMPROVEMENTS AT COLTSMVILLE	CON	2012	9,674	7,739	0	1,935
14	HPP	0077-0223				MANSFIELD	STORRS RD - ROADWAY IMPROVEMENTS & STREETSCAPE	CON	2012	2,684	2,147	0	537
08	HPP	0079-0222				Meriden	REPLACE BR 06238 OVER HARBOR BROOK	CON	2012	1,382	1,106	0	276
08	HPP	0079-0226				MERIDEN	QUINNIPIAC RIVER LINEAR TRAIL (PHASE 3)	CON	2012	1,750	712	0	1,038
08	HPP	0092-0614				NEW HAVEN	CONVERSION OF RT 34 FROM EXPRESSWAY TO AT-GRABE BOULEVARD	ROW	2012	315	252	0	63
08	HPP	0092-0621				NEW HAVEN	FARMINGTON CANAL GREENWAY	ROW	2012	20	16	0	4
03	HPP	0099-0124				NORTH CANAAN	RESTORATION OF RAILROAD STATION	CON	2012	1,222	977	0	244
08	HPP	0100-0174				NORTH HAVEN	CONSTRUCT VALLEY SERVICE ROAD	ROW	2012	10	8	0	2
08	HPP	0100-0174				NORTH HAVEN	CONSTRUCT VALLEY SERVICE ROAD	CON	2012	1,475	1,180	0	295
01	HPP	0102-0325				NORWALK	INTERSECTION IMPROVEMENTS ON US ROUTE 1 AT ROUTE 53	ROW	2012	350	280	70	0
01	HPP	0102-0334				NORWALK	TRAFFIC SIGNAL UPGRADE ALONG WEST & BELDEN AVENUES	CON	2012	1,953	1,562	0	391
15	HPP	0115-0116				PUTNAM	CONSTRUCT ADA-COMPLIANT SIDEWALK RAMPS	CON	2012	84	67	0	17
03	HPP	0121-0130				US 44	SAFETY IMPROVEMENTS @ CT 41 (WEST JUNCTION)	CON	2012	700	560	140	0
06	HPP	0126-0163	0126-H025	X6	HOUSATONIC RIVER WALK	SHELTON	CONSTRUCT RIVERWALK TRAIL	CON	2012	1,515	1,212	0	303
01	HPP	0135-0310	0135-HXX1	X6	WEST MAIN ST	STAMFORD	WEST MAIN STREET BRIDGE REPLACEMENT	CON	2012	1,370	1,096	0	274
08	HPP	0148-0198				WALLINGFORD	QUINNIPIAC RIVER TRAIL - RTS 15 TO 150 (PHASE 3)	CON	2012	856	685	0	171
05	HPP	0151-XXXX				WATERBURY	NAUGATUCK RIVER GREENWAY	PE	2012	622	497	0	125
08	HPP	0156-0175				WEST HAVEN	CAMPBELL AVE STREETSCAPE IMPROVEMENTS	CON	2012	6,500	3,234	0	3,266
14	HPP	0163-0194				WINDHAM	HOP RIVER TRAIL	CON	2012	1,833	1,466	0	367
									2012 Total	46,200	34,264	1,810	10,125
06	HPP	0036-0184				DERBY	RECONSTRUCTION, BRIDGE ST TO AUSONIO DRIVE	CON	2013	4,125	3,300	825	0
08	HPP	0043-0126	0043-H021	X6	VARIOUS	EAST HAVEN	SHORELINE GREENWAY TRAIL IN E HAVEN, BNFOR & GFORD.	CON	2013	1,600	1,440	0	160
08	HPP	0075-0130	0075-H017	X6	VARIOUS	MADISON	SHORELINE GREENWAY TRAIL IN MADISON.	RW	2013	30	24	0	6
08	HPP	0092-0621				NEW HAVEN	FARMINGTON CANAL GREENWAY	CON	2013	7,636	6,109	1,527	0
01	HPP	0102-0325				NORWALK	INTERSECTION IMPROVEMENTS ON US ROUTE 1 AT ROUTE 53	CON	2013	1,100	880	220	0
									2013 Total	14,491	11,753	2,572	166
08	HPP	0075-0130	0075-H017	X6	VARIOUS	MADISON	SHORELINE GREENWAY TRAIL IN MADISON.	CON	2014	700	560	0	140
13	HPP	0120-0084				SALEM	PED/BIKE PATH FROM SALEM TO WATERFORD	ROW	2014	4,800	3,840	960	0
06	HPP	0124-0165				SEYMOUR	SPOT IMPROVEMENTS FROM SWAN AVE TO FRANKLIN ST	CON	2014	700	560	140	0
									2014 Total	6,200	4,960	1,100	140
70	HSIP	0170-SFTY				STATEWIDE	SAFETY PROGRAM, HSIP - RURAL & OTHER.	ALL	2012	11,667	10,500	1,167	0
									2010 Total	11,667	10,500	1,167	0
70	HSIP	0170-SFTY				STATEWIDE	SAFETY PROGRAM, HSIP - RURAL & OTHER.	ALL	2013	11,667	10,500	1,167	0
									2013 Total	11,667	10,500	1,167	0
70	HSIP	0170-SFTY				STATEWIDE	SAFETY PROGRAM, HSIP - RURAL & OTHER.	ALL	2014	11,667	10,500	1,167	0
									2014 Total	11,667	10,500	1,167	0
70	HSIP	0170-SFTY				STATEWIDE	SAFETY PROGRAM, HSIP - RURAL & OTHER.	ALL	2015	11,667	10,500	1,167	0
									2015 Total	11,667	10,500	1,167	0
70	HSIP	0170-SFTY				STATEWIDE	SAFETY PROGRAM, HSIP - RURAL & OTHER.	ALL	FYI	11,667	10,500	1,167	0
									FYI Total	11,667	10,500	1,167	0
10	I-M	0042-0312				MANCHESTER/EAST HARTFORD	PAVEMENT PRESERVATION - FY12 (MP (EB)64.493-67.558, (WB)67.676-64.460)	CON	2012	12,200	10,980	1,220	0
13, 15	I-M	0057-0117				Griswold & Plainfield	PAVEMENT PRESERVATION, GRISWORLD AND PLAINFIELD, MP 24.01 to MP 35.13	CON	2012	9,800	8,820	980	0
08	I-M	0092-0531				NEW HAVEN	RECONSTRUCTN OF I-95/I-91/CT 34 INTERCHG ASSOCIATED WITH "O" BRG REPLACEMT - AC ENTRY.	CON	2012	0	0	0	0
07,08	I-M	0138-0221				STRATFORD	REPLACE BR 00135, MOSES WHEELER. - AC CONVERSION	CON	2012	7,889	7,100	789	0
12	I-M	0154-0122				WESTBROOK/OLD SAYBROOK	PAVEMENT PRESERVATION - (MP 73.136 - 77.725)	CON	2012	1,900	1,710	190	0
01	I-M	0173-0354				DISTRICT 3	UPDATE SIGNING, EXITS 54 TO 85	CON	2012	8,308	8,308	0	0
									2012 Total	40,097	36,918	3,179	0
08	I-M	0092-0531				NEW HAVEN	RECONSTRUCTION OF I-95/I-91/CT 34 INTERCHANGE ASSOCIATED WITH "O" BRG REPLACEMENT-AC CONV.	CON	2013	13,022	11,720	1,302	0
07,08	I-M	0138-0221				STRATFORD	REPLACE BR 00135, MOSES WHEELER. - AC CONVERSION	CON	2013	36,464	32,817	3,646	0
08,13,15	I-M	0170-2875				VARIOUS	REHAB 5 CULVERTS, I-95 GUILFORD, I-395 MONTVILLE & THOMPSON	CON	2013	4,600	4,140	460	0
13	I-M	0172-0387				DISTRICT 2	UPDATE SIGNING FROM I-95 TO EXIT 88	CON	2013	3,658	3,292	366	0
13	I-M	0172-0388				DISTRICT 2	UPDATE SIGNING FROM EXIT 88 TO MA LINE	CON	2013	3,658	3,292	366	0
									2013 Total	61,402	55,261	6,140	0
02	I-M	0034-0313				DANBURY	RECONSTRUCTION AT EXIT 6, CT 37	CON	2014	7,200	6,480	720	0
08	I-M	0092-0531				NEW HAVEN	RECONSTRUCTN OF I-95/I-91/CT 34 INTERCHG ASSOCIATED WITH "O" BRG REPLACEMT - AC CONV.	CON	2014	10,856	9,770	1,086	0
07,08	I-M	0138-0221				STRATFORD	REPLACE BR 00135, MOSES WHEELER. - AC CONVERSION	CON	2014	40,756	36,680	4,076	0
05	I-M	0151-0273				WATERBURY	UPGRADE EXPRESSWAY - PHASE 3 - AC ENTRY	CON	2014	0	0	0	0
71	I-M	0171-0304				DISTRICT 1	UPDATE SIGNING VINCL. EXIT 30 TO EXIT 52	CON	2014	5,896	5,896	0	0
13	I-M	0172-0342				DISTRICT 2	UPDATE SIGNING VIC. EX.85 TO EX.93	CON	2014	2,700	2,700	0	0
									2014 Total	67,407	61,526	5,881	0
08	I-M	0092-0531				NEW HAVEN	RECONSTRUCTN OF I-95/I-91/CT 34 INTERCHG ASSOCIATED WITH "O" BRG REPLACEMT - AC CONV.	CON	2015	31,111	28,000	3,111	0
05	I-M	0151-0273				WATERBURY	UPGRADE EXPRESSWAY - PHASE 3	CON	2015	22,989	20,000	2,989	0
									2015 Total	54,100	48,000	6,100	0
08	I-M	0092-0531				NEW HAVEN	RECONSTRUCTN OF I-95/I-91/CT 34 INTERCHG ASSOCIATED WITH "O" BRG REPLACEMT - AC CONV.	CON	FYI	34,127	30,714	3,413	0
05	I-M	0151-0273				WATERBURY	UPGRADE EXPRESSWAY - PHASE 3	CON	FYI	86,207	75,000	11,207	0
									FYI Total	86,207	75,000	11,207	0
10	IMD	0042-0301				EAST HARTFORD	CHARTER OAK GREENWAY MULTI-USE TRAIL	CON	2012	2,000	1,800	200	0
7,8	IMD	0138-0221				STRATFORD	REPLACE BR 00135, MOSES WHEELER	CON	2012	950	950	0	0
									2012 Total	2,950	2,750	200	0
10,14	NHS	0076-0216				MANCHESTER/BOLTON/COVENTRY/ANDOVER	PAVEMENT PRESERVATION - (MP 74.178-76.283, 77.259-83.024)	CON	2012	2,300	1,840	460	0
08	NHS	0092-0531				NEW HAVEN	RECONSTRUCTN OF I-95/I-91/CT 34 INTERCHG ASSOCIATED WITH "O" BRG REPLACEMT - AC ENTRY.	CON	2012	0	0	0	0

Region	FACode	Proj#	TempP#	AQCD	Rte/Sys	Town	Description	Phase	Year	Tot\$(000)	Fed\$(000)	Sta\$(000)	Loc\$(000)
08	NHS	0092-0649			I-95	NEW HAVEN	LONG WHARF - FINAL REVISIONS AND TIE-IN TO CONTRACT E - AC CONVERSION	CON	2012	5,556	5,000	556	0
08	NHS	0092-0649			I-95	NEW HAVEN	LONG WHARF - FINAL REVISIONS AND TIE-IN TO CONTRACT E - AC ENTRY	CON	2012	0	0	0	0
10	NHS	0093-0164	0093-H049	X6	VARIOUS	NEWINGTON	DIGITAL DESIGN & CONSTRUCTION ENVIRONMENT - AC CONVERSION	OTH	2012	779	623	156	0
07,08	NHS	0138-0221		X6	I-95	STRATFORD	REPLACE BR 00135, MOSES WHEELER - AC CONVERSION	CON	2012	7,033	6,330	703	0
08	NHS	0148-0204			CT 15	WALLINGFORD/MERIDEN	PAVEMENT PRESERVATION - (MP 56.540 - 62.317)	CON	2012	2,400	1,920	480	0
70	NHS	0170-2773			VARIOUS	STATEWIDE	REPAIR/REPLACE OVERHEAD SIGN SUPPORTS	CON	2012	2,050	1,600	450	0
10	NHS	0170-3004		X6	HARTFORD AREA	HARTFORD	STAFF NWGTON OPS. CTR. SERVING GR. HTFD AREA (@1/10-7/31/12) AC CONV.	CON	2012	3,017	2,414	603	0
70	NHS	0170-3014		X6	VARIOUS	STATEWIDE	SIGN SUPPORT INS BY CONSULT - AC CONVERSION	OTH	2012	1,875	1,500	375	0
70	NHS	0170-3067			VARIOUS	STATEWIDE	INSTALLATION OF RUMBLESTRIPS - NHS EXPRESSWAYS (CN FY12)	NHS	2012	500	400	100	0
70	NHS	0170-3068			VARIOUS	STATEWIDE	INSTALLATION OF RUMBLESTRIPS - NHS EXPRESSWAYS (CN FY13)	PE	2012	75	60	15	0
11	NHS	0172-0391			VARIOUS	VARIOUS	REHAB 3 CULVERTS, CT 9 IN HADDAM	CON	2012	2,000	1,600	400	0
73	NHS	0173-0407		X6	VARIOUS	BRIDGEPORT	STAFF BPT. OPS. CTR. SERVING BRANFORD TO NY STATE LINE (@1/10-7/31/12) - AC CONVERSION	CON	2012	3,661	3,295	366	0
									2012 Total	31,246	26,582	4,664	0
10	NHS	0063-0633			US 44	HARTFORD	SAFETY IMPROVEMENTS, HOMESTEAD AVE TO GARDEN ST	CON	2013	13,300	10,640	2,660	0
08	NHS	0092-0531		M	I-91/I-95	NEW HAVEN	RECONSTRUCTN OF I-95/I-91/CT 34 INTERCHG ASSOCIATED WITH "O" BRG REPLACEMT - AC CONV.	CON	2013	34,690	30,180	4,510	0
08	NHS	0092-0649			I-95	NEW HAVEN	LONG WHARF - FINAL REVISIONS AND TIE-IN TO CONTRACT E - AC CONVERSION	CON	2013	2,222	2,000	222	0
01	NHS	0135-0270			CT 15	STAMFORD	RESURFACING/SAFETY, STAMFORD TO NEW CANAAN - AC ENTRY	CON	2013	0	0	0	0
04	NHS	0143-0176		X7	US 202/CT 10	TORRINGTON	IMPROVE INTERSECTION AT TORRINGTON WEST ST.	CON	2013	1,988	1,590	398	0
70	NHS	0170-3014		X6	VARIOUS	STATEWIDE	SIGN SUPPORT INS BY CONSULT - AC CONVERSION	OTH	2013	742	594	148	0
70	NHS	0170-3065			VARIOUS	STATEWIDE	REPAIR OR REPLACE DETERIORATED OVERHEAD SIGN SUPPORTS ON NHS ROUTES (FY13)	CON	2013	2,000	1,600	400	0
70	NHS	0170-3066			VARIOUS	STATEWIDE	REPAIR OR REPLACE DETERIORATED OVERHEAD SIGN SUPPORTS ON NHS ROUTES (CON IN FY14)	PE	2013	200	160	40	0
70	NHS	0170-3068			VARIOUS	STATEWIDE	INSTALLATION OF RUMBLE STRIPS ON NHS EXPRESSWAY	CON	2013	500	400	100	0
10	NHS	0170-XXXX			VARIOUS	HARTFORD	STAFF NEWINGTON OPS CENTER (FY13) - AC CONVERSION	SF	2013	6,250	5,000	1,250	0
10	NHS	0170-XXXX			VARIOUS	HARTFORD	STAFF NEWINGTON OPS CENTER (FY13-16) - AC ENTRY	SF	2013	0	0	0	0
10,13	NHS	0172-0392			VARIOUS	VARIOUS	REHAB 5 CULVERTS, CT 2 IN MARLBOROUGH, COLCHESTER & PRESTON	CON	2013	2,000	1,600	400	0
07	NHS	0173-XXXX			VARIOUS	BRIDGEPORT	STAFF BRIDGEPORT OPS CENTER (FY13) - AC CONVERSION	SF	2013	6,875	5,500	1,375	0
07	NHS	0173-XXXX			VARIOUS	BRIDGEPORT	STAFF BRIDGEPORT OPS CENTER (FY13-16) - AC ENTRY	SF	2013	0	0	0	0
									2013 Total	70,767	59,264	11,503	0
08	NHS	0092-0649			I-95	NEW HAVEN	LONG WHARF - FINAL REVISIONS AND TIE-IN TO CONTRACT E - AC CONVERSION	CON	2014	4,444	4,000	444	0
01	NHS	0135-0270			CT 15	STAMFORD	RESURFACING/SAFETY, STAMFORD TO NEW CANAAN - AC CONVERSION	CON	2014	26,500	21,200	5,300	0
05	NHS	0151-0273			I-84	WATERBURY	UPGRADE EXPRESSWAY - PHASE 3 - AC ENTRY	CON	2014	0	0	0	0
70	NHS	0170-3066			VARIOUS	STATEWIDE	REPAIR OR REPLACE DETERIORATED OVERHEAD SIGN SUPPORTS ON NHS ROUTES	CON	2014	2,000	1,600	400	0
70	NHS	0170-SIGN		X6	VARIOUS	STATEWIDE	SIGN SUPPORT INS BY CONSULT - AC CONVERSION	OTH	2014	1,875	1,500	375	0
70	NHS	0170-SIGN		X6	VARIOUS	STATEWIDE	SIGN SUPPORT INS BY CONSULT - AC ENTRY	OTH	2014	0	0	0	0
10	NHS	0170-XXXX			VARIOUS	HARTFORD	STAFF NEWINGTON OPS CENTER (FY14) - AC CONVERSION	SF	2014	7,500	6,000	1,500	0
07	NHS	0173-XXXX			VARIOUS	BRIDGEPORT	STAFF BRIDGEPORT OPS CENTER (FY14) - AC CONVERSION	SF	2014	7,500	6,000	1,500	0
									2014 Total	49,819	40,300	9,519	0
01	NHS	0135-0270			CT 15	STAMFORD	RESURFACING/SAFETY, STAMFORD TO NEW CANAAN - AC CONVERSION	CON	2015	26,500	21,200	5,300	0
05	NHS	0151-0273		M	I-84	WATERBURY	UPGRADE EXPRESSWAY - PHASE 3	CON	2015	17,241	15,000	2,241	0
70	NHS	0170-SIGN		X6	VARIOUS	STATEWIDE	SIGN SUPPORT INS BY CONSULT - AC CONVERSION	OTH	2015	1,875	1,500	375	0
10	NHS	0170-XXXX			VARIOUS	HARTFORD	STAFF NEWINGTON OPS CENTER (FY15) - AC CONVERSION	SF	2015	6,250	5,000	1,250	0
07	NHS	0173-XXXX			VARIOUS	BRIDGEPORT	STAFF BRIDGEPORT OPS CENTER (FY15) - AC CONVERSION	SF	2015	6,875	5,500	1,375	0
									2015 Total	58,741	48,200	10,541	0
05	NHS	0151-0273		M	I-84	WATERBURY	UPGRADE EXPRESSWAY - PHASE 3	CON	FYI	138,680	120,651	18,028	0
70	NHS	0170-SIGN		X6	VARIOUS	STATEWIDE	SIGN SUPPORT INS BY CONSULT - AC CONVERSION	OTH	FYI	1,875	1,500	375	0
10	NHS	0170-XXXX			VARIOUS	HARTFORD	STAFF NEWINGTON OPS CENTER (FY16) - AC CONVERSION	SF	FYI	6,250	5,000	1,250	0
07	NHS	0173-XXXX			VARIOUS	BRIDGEPORT	STAFF BRIDGEPORT OPS CENTER (FY16) - AC CONVERSION	SF	FYI	6,875	5,500	1,375	0
									FYI Total	153,680	132,651	21,028	0
70	RT	0170-RT10		X6	VARIOUS	STATEWIDE	RECREATION TRAILS	OTH	2012	1,436	1,149	0	287
									2012 Total	1,436	1,149	0	287
70	RT	0170-RT10		X6	VARIOUS	STATEWIDE	RECREATION TRAILS	OTH	2013	1,436	1,149	0	287
									2013 Total	1,436	1,149	0	287
70	RT	0170-RT10		X6	VARIOUS	STATEWIDE	RECREATION TRAILS	OTH	2014	0	0	0	0
									2014 Total	0	0	0	0
70	RT	0170-RT10		X6	VARIOUS	STATEWIDE	RECREATION TRAILS	OTH	2015	0	0	0	0
									2015 Total	0	0	0	0
70	RT	0170-RT10		X6	VARIOUS	STATEWIDE	RECREATION TRAILS	OTH	FYI	1,436	1,149	0	287
									FYI Total	1,436	1,149	0	287
12	SRSI	0049-0108				ESSEX	PEDESTRIAN SAFETY IMPROVEMENTS	CON	2012	457	457	0	0
01	SRSI	0102-0329				NORWALK	PED/BIKE SAFETY IMPROVEMENTS ON STRAWBERRY HILL AVENUE	CON	2012	608	368	0	240
09	SRSI	0110-0133		X6		PLYMOUTH	PEDESTRIAN SAFETY IMPROVEMENTS	CON	2012	430	430	0	0
06	SRSI	0126-0168				SHELTON	PEDESTRIAN SAFETY IMPROVEMENTS IN VICINITY OF SUNNYSIDE SCHOOL	CON	2012	500	500	0	0
10	SRSI	0132-0129				SOUTH WINDSOR	PED SAFETY IMPROVEMENTS VICINITY ELI TERRY SCHOOL	CON	2012	470	470	0	0
10	SRSI	0132-0130				SOUTH WINDSOR	PED SAFETY IMPROVEMENTS VICINITY ORCHARD HILL SCHOOL	CON	2012	350	350	0	0
									2010 Total	2,815	2,575	0	240
08	STPA	0014-0174			SR 740	BRANFORD	REALIGNMENT, BROOKWOOD TO WILLIAMS RDS	CON	2012	5,800	4,640	1,160	0
08	STPA	0014-0177			CT 146	BRANFORD	REPLACE BR 02675 OVER SYBIL CREEK	ROW	2012	50	40	10	0
02	STPA	0016-0098			CT 133	BRIDGEWATER	METAL BEAM RAIL IN VINC OF WEWAKA BROOK	ROW	2012	100	80	20	0
03	STPA	0031-0127			CT 4	CORNWALL	REPLACE BR 01933 OVER BLOODY BROOK	ROW	2012	50	40	10	0
03	STPA	0031-0128			CT 43	CORNWALL	REPLACE BR 02301 OVER BIRDSEYE BROOK	ROW	2012	50	40	10	0
9, 11	STPA	0033-0128			CT 9	Cromwell/Berlin	PAVEMENT PRESERVATION - (MP (NB)27.598-34.502 (SB)34.454-27.608)	CON	2012	6,700	5,360	1,340	0
11	STPA	0040-0136		X6	CT 82	EAST HADDAM	REPLACE BR. 02507 OVER UNNAMED BROOK.	ROW	2012	50	40	10	0
01	STPA	0056-0305			RT 1	GREENWICH	REPLACE BR 01872 OVER GREENWICH CREEK	ROW	2012	50	40	10	0
08	STPA	0059-0157			CT 146	GUILFORD	REPLACE BR 02677 OVER STREAM	ROW	2012	50	40	10	0
04	STPA	0073-0178			US 202	LITCHFIELD	REHAB BR 06656 OVER BROOK	ROW	2012	50	40	10	0

Region	FACode	Proj#	TempP#	AQCD	Rte/Sys	Town	Description	Phase	Year	Tot\$(000)	Fed\$(000)	Sta\$(000)	Loc\$(000)
04	STPA	0073-0179			US 202	LITCHFIELD	REHAB BR 06656 OVER BROOK	ROW	2012	50	40	10	0
11	STPA	0082-0298			CT 17	MIDDLETOWN	REPLACE BR 02190 OVER LONG HILL BROOK	ROW	2012	25	20	5	0
07	STPA	0084-0105			CT 111	MONROE	REPLACE BR 02629 OVER BEARDSLEY BROOK	ROW	2012	50	40	10	0
07	STPA	0084-0106			CT 111	MONROE	REPLACE BR 02627 OVER BROOK	ROW	2012	200	160	40	0
13	STPA	0085-0138			CT 163	MONTVILLE	REHAB BR 02728 OVER FOX BROOK	ROW	2012	25	20	5	0
13	STPA	0085-0139			CT 163	MONTVILLE	REHAB BR 02729 OVER FOX BROOK	ROW	2012	25	20	5	0
08	STPA	0092-0570				NEW HAVEN	BOATHOUSE BLDG @ LONG WHARF - PHASE 2 - AC ENTRY	CON	2012	0	0	0	0
08	STPA	0092-0571				NEW HAVEN	SHORELINE RESTORATION @ LONG WHARF - AC ENTRY	CON	2012	0	0	0	0
08	STPA	0092-0649			I-95	NEW HAVEN	LONG WHARF - FINAL REVISIONS AND TIE-IN TO CONTRACT E - AC CONVERSION	CON	2012	5,556	5,000	556	0
08	STPA	0092-0649			I-95	NEW HAVEN	LONG WHARF - FINAL REVISIONS AND TIE-IN TO CONTRACT E - AC ENTRY	CON	2012	0	0	0	0
08	STPA	0092-0651				NEW HAVEN	BOATHOUSE PLATFORM - PHASE I	CON	2012	10,500	8,400	2,100	0
08	STPA	0092-0655				NEW HAVEN	ADA-COMPLIANT SIDEWALK IMPROVEMENTS, US 1, CT 10, CT 34	CON	2012	400	320	80	0
2, 5	STPA	0096-0199			I-84	NEWTOWN/SOUTHBURY/MIDDLEBURY	PAVEMENT PRESERVATION, NEWTOWN, SOUTHBURY, MIDDLEBURY MP 18.41 TO MP 26.48	CON	2012	11,100	9,990	1,110	0
08	STPA	0098-0093			M CT 80	NORTH BRANFORD	MAJOR WIDENING TO 4 LANES, JUST EAST OF TILCON RR BRIDGE TO EASTERLY LEG OF CT 22.	CON	2012	3,000	2,400	600	0
08	STPA	0098-0102			CT 80	NORTH BRANFORD	REPLACE BR 02489 OVER MUNGER BROOK	ROW	2012	50	40	10	0
08	STPA	0106-0121			CT 114	ORANGE	REPLACE BR 02637 OVER RACE BROOK	ROW	2012	50	40	10	0
09	STPA	0110-0130			US 6	PLYMOUTH	REHAB BR 00471 OVER PEQUABUCK RIVER	ROW	2012	25	20	5	0
11	STPA	0112-0114			CT 17A	PORTLAND	REPLACE BR 02197 OVER CARR BROOK	ROW	2012	25	20	5	0
07	STPA	0138-0228			CT 110	STRATFORD	REPLACE BR 02621 OVER PUMPKIN BROOK	CON	2012	25	20	5	0
07	STPA	0138-0230			CT 110	STRATFORD	REPLACE BR 02622 OVER FREEMAN BROOK	ROW	2012	50	40	10	0
13	STPA	0152-0149			US 1	WATERFORD	REPLACE BR 01904 OVER JORDAN BROOK	ROW	2012	25	20	5	0
08	STPA	0167-0100			CT 63	WOODBIDGE	INTERSECTION IMPROVEMENTS @ CT 67	CON	2012	4,300	3,440	860	0
01,05	STPA	0170-2876			VARIOUS	SOUTHBURY/WESTON	REHAB 3 CULVERTS, CT 188 SOUTHBURY & CT 57 WESTON	RW	2012	150	120	30	0
70	STPA	0170-3009			VARIOUS	STATEWIDE	LED RELAMPING, TRAFFIC SIGNALS (PHASE 2)	CON	2012	4,571	3,657	914	0
70	STPA	0170-3084			VARIOUS	STATEWIDE	LED RELAMPING, TRAFFIC SIGNALS (PHASE 1 BREAKOUT)	CON	2012	4,403	3,522	881	0
71	STPA	0171-0305			M BUSWAY	NEW BRITAIN/HARTFORD	FUNDING FOR THE NEW BRITAIN - HARTFORD BUSWAY	ALL	2012	63,213	50,570	12,643	0
12	STPA	0172-0393			VARIOUS	VARIOUS	REHAB 3 CULVERTS, CT 82 CHESTER & CT 148 KILLINGWORTH	ROW	2012	75	60	15	0
7, 8	STPA	0173-0351			I-95	STRATFORD/NEW HAVEN	UPDATE SIGNING, EXITS 25 TO 47	CON	2012	6,200	4,960	1,240	0
73	STPA	0173-0415			X6 VARIOUS	TRUMBULL, WESTON	CULVERT REHAB: TRUMBULL & WESTON (06750, 06768, 06778)	ROW	2012	50	40	10	0
									2012 Total	127,092	103,339	23,753	0
14	STPA	0032-0130			CT 31	COVENTRY	RECONSTRUCTION OF RT 31	CON	2013	17,000	13,600	3,400	0
11	STPA	0033-0127			CT 9	CROMWELL	REHAB 2 CULVERTS, 06673 & 06674	CON	2013	800	640	160	0
06	STPA	0036-0184			CT 34	DERBY	RECONSTRUCTION, BRIDGE ST TO AUSONIO DRIVE	CON	2013	5,875	4,700	1,175	0
01	STPA	0056-0306			CT 15	GREENWICH	REHAB BR 02135 OVER CONVERSE POND BROOK	CON	2013	600	480	120	0
08	STPA	0059-0159			X6 CT 77	GUILFORD	REPLACE BR 02481 OVER BROOK (LIST 22)	CON	2013	1,000	800	200	0
08	STPA	0092-0531	0092-H082		M I-91/I-95/CT 34	NEW HAVEN	RECONSTRUCTN OF I-95/I-91/CT 34 INTERCHG ASSOCIATED WITH "O" BRG REPLACEMT - AC CONV.	CON	2013	25,700	23,310	2,570	0
08	STPA	0092-0570				NEW HAVEN	BOATHOUSE BLDG @ LONG WHARF - PHASE 2 - AC CONVERSION	CON	2013	13,500	10,800	2,700	0
08	STPA	0092-0571				NEW HAVEN	SHORELINE RESTORATION @ LONG WHARF - AC CONVERSION	CON	2013	3,200	2,560	640	0
08	STPA	0092-0649			I-95	NEW HAVEN	LONG WHARF - FINAL REVISIONS AND TIE-IN TO CONTRACT E - AC CONVERSION	CON	2013	5,556	5,000	556	0
01,05	STPA	0170-2876			VARIOUS	SOUTHBURY/WESTON	REHAB 3 CULVERTS, CT 188 SOUTHBURY & CT 57 WESTON	CON	2013	750	600	150	0
71	STPA	0171-0305			M BUSWAY	NEW BRITAIN/HARTFORD	FUNDING FOR THE NEW BRITAIN - HARTFORD BUSWAY.	ALL	2013	1,250	1,000	250	0
11	STPA	0171-0346			X6 VARIOUS	MIDDLETOWN	REHAB 2 CULVERTS, SR 410 MIDDLETOWN	CON	2013	1,000	800	200	0
12	STPA	0172-0393			VARIOUS	VARIOUS	REHAB 3 CULVERTS, CT 82 CHESTER & CT 148 KILLINGWORTH	CON	2013	1,000	800	200	0
13, 14	STPA	0172-0394			X6 VARIOUS	FRANKLIN, MANSFIELD	REHAB 2 CULVERTS, CT 207 IN FRANKLIN AND SSR 430 IN MANSFIELD	CON	2013	1,350	1,080	270	0
01,07	STPA	0173-0415			X6 VARIOUS	TRUMBULL, WESTON	CULVERT REHAB: TRUMBULL & WESTON (06750, 06768, 06778)	CON	2013	1,275	1,020	255	0
									2013 Total	79,855	67,010	12,846	0
08	STPA	0014-0177			CT 146	BRANFORD	REPLACE BR 02675 OVER SYBIL CREEK	CON	2014	2,800	2,240	560	0
03	STPA	0031-0127			CT 4	CORNWALL	REPLACE BR 01933 OVER BLOODY BROOK	CON	2014	1,000	800	200	0
03	STPA	0031-0128			CT 43	CORNWALL	REPLACE BR 02301 OVER BIRDSEY BROOK	CON	2014	1,000	800	200	0
02	STPA	0034-0313			I-84	DANBURY	RECONSTRUCTION AT EXIT 6, CT 37	CON	2014	7,200	5,760	1,440	0
01	STPA	0056-0305			RT 1	GREENWICH	REPLACE BR 01872 OVER GREENWICH CREEK	CON	2014	2,800	2,240	560	0
01	STPA	0056-0307			CT 15	GREENWICH	REHAB BR 02138 OVER HORSENECK BROOK	CON	2014	400	320	80	0
08	STPA	0059-0157			CT 146	GUILFORD	REPLACE BR 02677 OVER STREAM	CON	2014	2,400	1,920	480	0
11	STPA	0060-0153			CT 9	HADDAM	REHAB BR 03290 OVER NEDOBITY ROAD	CON	2014	2,400	1,920	480	0
04	STPA	0073-0178			US 202	LITCHFIELD	REHAB BR 06656 OVER BROOK	CON	2014	1,000	800	200	0
04	STPA	0073-0179			US 202	LITCHFIELD	REHAB BR 06656 OVER BROOK	CON	2014	1,000	800	200	0
08	STPA	0075-0129			SSR 450	MADISON	REPLACE BR 05466 OVER HUZZLE GUZZLE BROOK	CON	2014	1,502	1,201	300	0
11	STPA	0082-0298			CT 17	MIDDLETOWN	REPLACE BR 02190 OVER LONG HILL BROOK	CON	2014	1,200	960	240	0
07	STPA	0084-0105			CT 111	MONROE	REPLACE BR 02629 OVER BEARDSLEY BROOK	CON	2014	2,200	1,760	440	0
07	STPA	0084-0106			CT 111	MONROE	REPLACE BR 02627 OVER BROOK	CON	2014	2,400	1,920	480	0
13	STPA	0085-0138			CT 163	MONTVILLE	REHAB BR 02728 OVER FOX BROOK	CON	2014	570	456	114	0
13	STPA	0085-0139			CT 163	MONTVILLE	REHAB BR 02729 OVER FOX BROOK	CON	2014	750	600	150	0
08	STPA	0092-0531	0092-H082		M I-91/I-95/CT 34	NEW HAVEN	RECONSTRUCTN OF I-95/I-91/CT 34 INTERCHG ASSOCIATED WITH "O" BRG REPLACEMT - AC CONV.	CON	2014	35,713	28,570	7,143	0
08	STPA	0092-0649			I-95	NEW HAVEN	LONG WHARF - FINAL REVISIONS AND TIE-IN TO CONTRACT E - AC CONVERSION	CON	2014	6,667	6,000	667	0
08	STPA	0098-0102			CT 80	NORTH BRANFORD	REPLACE BR 02489 OVER MUNGER BROOK	CON	2014	2,000	1,600	400	0
09	STPA	0110-0130			US 6	PLYMOUTH	REHAB BR 00471 OVER PEQUABUCK RIVER	CON	2014	1,771	1,417	354	0
11	STPA	0112-0114			CT 17A	PORTLAND	REPLACE BR 02197 OVER CARR BROOK	CON	2014	1,195	956	239	0
01	STPA	0135-0307			US 1	STAMFORD	REHAB BR 00315 OVER NOROTON RIVER	CON	2014	3,500	2,800	700	0
07	STPA	0138-0230			CT 110	STRATFORD	REPLACE BR 02622 OVER FREEMAN BROOK	CON	2014	2,000	1,600	400	0
05	STPA	0151-0273			M I-84	WATERBURY	UPGRADE EXPRESSWAY - PHASE 3 - AC ENTRY	CON	2014	0	0	0	0
08	STPA	0167-0107			CT 15	WOODBIDGE	REHAB BR 02151 OVER RACE BROOK	CON	2014	800	640	160	0
									2014 Total	84,267	68,080	16,187	0
08	STPA	0092-0531			I-91/I-95/CT 34	NEW HAVEN	RECONSTRUCTN OF I-95/I-91/CT 34 INTERCHG ASSOCIATED WITH "O" BRG REPLACEMT - AC CONV.	CON	2015	31,111	28,000	3,111	0
08	STPA	0106-0121			CT 114	ORANGE	REPLACE BR 02637 OVER RACE BROOK	CON	2015	1,200	960	240	0
13	STPA	0152-0149			US 1	WATERFORD	REPLACE BR 01904 OVER JORDAN BROOK	CON	2015	3,000	2,400	600	0

Region	FACode	Proj#	TempP#	AQCD	Rte/Sys	Town	Description	Phase	Year	Tot\$(000)	Feds(000)	Stas(000)	Locs(000)
11	STPA	0040-0136		X6	CT 82	EAST HADDAM	REPLACE BR. 02507 OVER UNNAMED BROOK.	CON	2015	35,311	31,360	3,951	0
08	STPA	0092-0531			I-91A-95/CT 34	NEW HAVEN	RECONSTRUCTN OF I-95/I-91/CT 34 INTERCHG ASSOCIATED WITH "O" BRG REPLACEMT - AC CONV.	CON	FYI	1,500	1,200	300	0
05	STPA	0151-0273		M	I-84	WATERBURY	UPGRADE EXPRESSWAY - PHASE 3	CON	FYI	79,698	69,338	10,361	0
									FYI Total	114,310	100,338	13,972	0
73	STPBS	0015-0346		X6	URBAN PROGRAM	GREATER BRIDGEPORT	DESIGN ACTIVITIES: STPB: URBAN PROGRAM - AC CONVERSION	PL	2012	167	133	34	0
06	STPBS	0036-0179			CT 8	DERBY	IMPROVEMENTS @ INTERCHANGE 18	CON	2012	3,024	2,419	605	0
06	STPBS	0036-XX04	0036-XX04		CT 34	DERBY	INTERSECTION IMPROVEMENTS AT CT 34/DERBYMILFORD	PE	2012	250	200	50	0
06	STPBS	0036-XX04	0036-XX04		CT 34	DERBY	INTERSECTION IMPROVEMENTS AT CT 34/COMMERCE/BANK	PE	2012	500	400	100	0
06	STPBS	0036-XX04	0036-XX04		CT 34	DERBY	INTERSECTION IMPROVEMENTS AT CT 34/COMMERCE/BANK	ROW	2012	250	200	50	0
06	STPBS	0036-XXXX	0036-XXXX			DERBY	PAVEMENT REHABILITATION OF HAWTHORNE AVENUE	CON	2012	1,755	1,404	351	0
06	STPBS	0036-XXXX	0036-XXXX			DERBY	PAVEMENT REHABILITATION OF HAWTHORNE AVENUE	PE	2012	50	40	0	10
01	STPBS	0056-0301		X6	RIVERSVILLE RD	GREENWICH	REPLACE BRIDGE 05014, RIVERSVILLE RD OVER BYRAM RIVER.	CON	2012	4,000	3,200	400	400
08	STPBS	0083-0262	0083-XXX1	X6	NAUGATUCK RD	MILFORD	MAJOR DRAINAGE IMPROVEMENTS	ROW	2012	70	56	7	7
01	STPBS	0102-0340		X6	ROWAYTON AVE	NORWALK	RECONSTRUCTION OF ROWAYTON AVE IN THE VICINITY OF RRD BR #4152R	CON	2012	2,720	2,176	544	0
05	STPBS	0107-0166		X6		OXFORD	RECONSTRUCTION OF CHRISTIAN ST	ROW	2012	100	80	10	10
06	STPBS	0124-HXXX	124-HXXX			SEYMOUR	RECONSTRUCTION	CON	2012	1,200	960	0	240
06	STPBS	0124-HXXX	124-HXXX			SEYMOUR	RECONSTRUCTION	PE	2012	300	240	60	0
01	STPBS	0135-0297		X6	HOPE ST	STAMFORD	WIDENING, MINIVALE ROAD TO NORTHILL ST	CON	2012	4,503	3,602	901	0
									2012 Total	18,889	15,111	3,111	667
06	STPBS	0036-XX04	0036-XX04		CT 34	DERBY	INTERSECTION IMPROVEMENTS AT CT 34/DERBYMILFORD	CON	2013	1,000	800	200	
06	STPBS	0036-XX04	0036-XX04		CT 34	DERBY	INTERSECTION IMPROVEMENTS AT CT 34/COMMERCE/BANK	CON	2013	2,500	2,000	500	
08	STPBS	0083-0262	0083-XXX1	X6	NAUGATUCK RD	MILFORD	MAJOR DRAINAGE IMPROVEMENTS	CON	2013	3,800	3,040	380	380
05	STPBS	0107-0166		X6		OXFORD	RECONSTRUCTION OF CHRISTIAN ST	CON	2013	2,537	2,030	254	254
									2013 Total	9,837	7,870	1,334	634
01	STPBS	0102-0297	0102-H048	M	EAST AVE	NORWALK	RECONSTRUCTION OF EAST AVE AT METRO-NORTH RAILROAD BR # 42.14.	CON	2015	4,316	3,453	863	0
									2013 Total	4,316	3,453	863	0
01	STPBS	0135-0300			SR 493	STAMFORD	RECONSTRUCTION, WASHINGTON BLVD, ROUTE 1 TO DIVISION ST	CON	FYI	1,750	1,400	350	0
01	STPBS	0135-0300			SR 493	STAMFORD	RECONSTRUCTION, WASHINGTON BLVD, RT 1 TO DIVISION ST	ROW	FYI	40	32	8	0
									FYI Total	1,790	1,432	358	0
09	STPH	0017-0174			SOUTH STREET	BRISTOL	INTERSECTION IMPROVEMENTS @ SOUTH, UNION & CHURCH STREETS	CON	2012	2,132	1,706	213	213
71	STPH	0063-0664		X6	URBAN PROGRAM	GREATER HARTFORD	DESIGN ACTIVITIES: STPH: URBAN PROGRAM - AC CONVERSION	PL	2012	167	133	34	0
10	STPH	0076-0212		X6	NORTH MAIN	MANCHESTER	RECONSTRUCTION OF NORTH MAIN ST FROM STOCK PLACE TO NORTH STREET	CON	2012	2,300	1,840	230	230
10	STPH	0129-0112			CT 190	SOMERS	RECONSTRUCT 9TH DISTRICT RD & SOKAL RD w/ LEFT TURN LANES	CON	2012	3,320	2,656	664	0
09	STPH	0131-0198			MOUNT VERNON	SOUTHINGTON	RECONSTRUCTION OF MT VERNON ROAD	CON	2012	4,045	3,236	405	405
10	STPH	0164-0233		X7	PROSPECT HILL ROAD	WINDSOR	RECONSTRUCTION A PORTION OF PROSPECT HILL ROAD.	ROW	2012	60	48	6	6
									2012 Total	12,024	9,619	1,552	854
10	STPH	0063-0633			US 44	HARTFORD	SAFETY IMPROVEMENTS, HOMESTEAD AVE TO GARDEN ST	CON	2013	2,570	2,056	514	0
10	STPH	0164-0233		X7	PROSPECT HILL ROAD	WINDSOR	RECONSTRUCTION A PORTION OF PROSPECT HILL ROAD.	CON	2013	3,925	1,842	230	1,853
									2013 Total	6,495	3,898	744	1,853
09	STPH	0007-0185	0007-H023	X6	FARMINGTON AVE	BERLIN	REPLACEMENT OF BRIDGE #4474-FARMINGTON AVE OVER MATTABESSET RIVER.	CON	2014	3,156	2,525	316	316
									2014 Total	3,156	2,525	316	316
05	STPNH	0025-0138			CT 42	CHESHIRE	REALIGNMENT & DRAINAGE @ KING RD	ROW	2012	230	184	46	0
08	STPNH	0079-0210		X6	GRAVEL ST	MERIDEN	RECONSTRUCTION OF GRAVEL ST & BALDWIN AVE, PHASE 2.	CON	2012	6,100	4,880	1,220	0
08	STPNH	0092-0648		X6	URBAN PROGRAM	GREATER NEW HAVEN	DESIGN ACTIVITIES: STPNH: URBAN PROGRAM - AC CONVERSION	PL	2012	167	133	34	0
08	STPNH	0100-0175		X6	SACKET POINT RD	NORTH HAVEN	ROAD RECONSTRUCTION & BRIDGE REPLACEMENT	ROW	2012	400	320	40	40
									2012 Total	6,897	5,517	1,340	40
05	STPNH	0025-0138			CT 42	CHESHIRE	REALIGNMENT & DRAINAGE @ KING ROAD	CON	2013	1,640	1,312	328	0
									2013 Total	1,640	1,312	328	0
08	STPNH	0100-0175		X6	SACKET POINT RD	NORTH HAVEN	ROAD RECONSTRUCTION & BRIDGE REPLACEMENT	CON	2014	13,000	10,400	1,300	1,300
									2014 Total	13,000	10,400	1,300	1,300
02	STPO	0009-0088			PLUMTREES RD	BETHEL	INTERSECTION IMPROVEMENT @ WALNUT HILL RD & WHITTLESEY AVE	CON	2012	4,183	3,346	418	418
02	STPO	0034-0325			BACKUS AVE	DANBURY	SIGNAL UPGRADE FROM KENOSIA TO PARK ROADS	CON	2012	1,740	1,740	0	0
13	STPO	0094-0246	0094-XX02	X6	MONTAUK AVENUE	NEW LONDON	PAVEMT REHAB OF MONTAUK AVENUE - PHASE 2 AC CONV.	CON	2012	875	700	0	175
02	STPO	0096-0196		X7	PECK LN	NEWTOWN	REALIGNMENT OF PECKS LN A CT 25 W/ DRAINAGE SYSTEM	ROW	2012	200	160	40	0
04	STPO	0143-0176		X7	US 202/CT 10	TORRINGTON	IMPROVE INTERSECTION AT TORRINGFORD WEST ST.	CON	2012	600	480	120	0
05	STPO	0151-0297			CHASE AVE	WATERBURY	WIDENING, NOTTINGHAM TERRACE TO NORTH MAIN ST	CON	2012	5,044	4,035	1,009	0
70	STPO	0170-2999		X6	URBAN PROGRAM	VARIOUS	DESIGN ACTIVITIES: STPO: URBAN PROGRAM - AC CONVERSION	PL	2012	167	133	34	0
									2010 Total	12,809	10,594	1,621	593
13	STPO	0103-0259	0103-H002	X6	SHERMA ST	NORWICH	REHABILITATION OF BRIDGE #4047 AND #3797 OVER YANTIC RIVER	CON	2013	3,560	2,848	356	356
05	STPO	0114-0081	0114-H008	X6	SCOTT RD	PROSPECT	MINOR WIDENING OF SCOTT RD FROM NICHOLAS CT TO MARIA HOTCHKISS RD APPRX 3900'	CON	2013	2,520	2,016	504	0
13	STPO	0133-0095		X6	CT 97	SPRAGUE	SAFETY & SIDEWALK IMPROVEMENT FROM CT 138 TO WALL STREET.	CON	2013	560	448	46	66
04	STPO	0143-0176		X7	US 202/CT 10	TORRINGTON	IMPROVE INTERSECTION AT TORRINGFORD WEST ST.	CON	2013	400	320	80	0
									2013 Total	7,040	5,632	986	422
02	STPO	0096-0196		X7	PECK LN	NEWTOWN	REALIGNMENT OF PECKS LN AT CT 25 W/ DRAINAGE SYSTEM	CON	2014	1,470	1,176	294	0
									2014 Total	1,470	1,176	294	0
03	STPR	0031-0130			GREAT HILL RD	CORNWALL	PAVEMENT PRESERVATION ON GREAT HILL RD	CON	2012	827	662	0	165
04	STPR	0091-0114			CT 219	NEW HARTFORD	RECONSTRUCTION VICINITY OF JOHNNYTOWN LANE	CON	2012	3,856	3,084	771	0
									2012 Total	4,683	3,746	771	165
14	STPR	0077-0207		X6	CT 89	MANSFIELD	SPOT SAFETY IMPROVEMENTS ON CT 89 IN THE VICINITY OF MT HOPE RD.	ROW	2013	80	64	16	0
									2013 Total	80	64	16	0
14	STPR	0077-0207		X6	CT 89	MANSFIELD	SPOT SAFETY IMPROVEMENTS ON CT 89 IN THE VICINITY OF MT HOPE RD.	CON	2014	1,130	904	226	0
									2014 Total	1,130	904	226	0
09	STPT	0007-0182				BERLIN	BERLIN RR STATION ENHANCEMENT	CON	2012	1,427	1,141	0	285
02	STPT	0018-0128	0018-H017	X6	STILL RIVER	BROOKFIELD	STILL RIVER MULTI-USE TRAIL.	CON	2012	593	475	0	118

Region	FACode	Proj#	TempP#	AQCd	Rte/Sys	Town	Description	Phase	Year	Tot\$(000)	Fed\$(000)	Sta\$(000)	Loc\$(000)
06	STPT	0036-0183				DERBY	NAUGATUCK RIVER GREENWAY (PHASE III)	CON	2012	1,363	1,090	0	273
10	STPT	0042-0300			CHARTER OAK GREENWAY	EAST HARTFORD	CHARTER OAK GREENWAY MULTI-USE TRAIL	CON	2012	168	135	0	34
13	STPT	0058-0308			THOMAS RD	GROTON	BIKE/PED FACILITY ALONG THOMAS RD	CON	2012	465	372	0	93
14	STPT	0077-0217			CT 195	MANSFIELD	STORRS RD DOWNTOWN STREETScape IMPROVEMENTS	CON	2012	967	773	0	193
14	STPT	0077-0223			CT 195	MANSFIELD	STORRS RD - ROADWAY IMPROVEMENTS & STREETScape	CON	2012	2,486	400	0	2,086
03	STPT	0099-0124			UNION STATION	NORTH CANAAN	RESTORATION OF RAILROAD STATION	CON	2012	1,311	1,049	0	262
07	STPT	0144-0186	0144-H025	X6	PEQUONNOCK TRAIL	TRUMBULL-BRIDGEPORT	RAILS TO TRAILS (PEQUONNOCK VALLEY TO THE SOUND)	ROW	2012	20	16	4	0
									2012 Total	8,800	5,452	4	3,344
10	STPT	0076-0217				MANCHESTER	CHARTER OAK GREENWAY EXTENSION	ROW	2013	320	256	64	0
10	STPT	0076-0217				MANCHESTER	CHARTER OAK GREENWAY EXTENSION	CON	2013	7,100	5,680	1,420	0
07	STPT	0144-0186	0144-H025	X6	PEQUONNOCK TRAIL	TRUMBULL-BRIDGEPORT	RAILS TO TRAILS (PEQUONNOCK VALLEY TO THE SOUND)	CON	2013	2,063	1,650	413	0
									2011 Total	9,483	7,586	1,897	0
09	STPT	0007-0182	0007-H022	X6	RR STATION	BERLIN	BERLIN RR STATION ENHANCEMENT OF SITE AND FACILITY.	CON	2012	1,427	1,141	0	285
02	STPT	0018-0128	0018-H017	X6	STILL RIVER	BROOKFIELD	STILL RIVER MULTI-USE TRAIL	CON	2012	593	475	0	118
14	STPT	0077-0223		X6	CT 195	MANSFIELD	STORRS RD - ROADWAY IMPR. AND STREETScape	CON	2012	2,486	400	0	2,086
07	STPT	0144-0186	0144-H025	X6	PEQUONNOCK TRAIL	TRUMBULL-BRIDGEPORT	RAILS TO TRAILS (PEQUONNOCK VALLEY TO THE SOUND)	CON	2012	2,063	1,650	413	0
									2012 Total	6,568	3,666	413	2,489
11	TCSP	0040-0129			CT 82 & 149	EAST HADDAM	PEDESTRIAN IMPROVEMENTS, EAST HADDAM VILLAGE AREA	CON	2012	227	227	0	0
									2012 Total	227	227	0	0
07	TIGER 2	0015-0351			STEEL POINT	BRIDGEPORT	ROAD IMPROVEMENTS: CT 130, CT 127, WATERVIEW AVE & 1-95 EXIT 28 NB OFF RAMP	CON	2012	13,949	11,159	0	2,790
									2012 Total	13,949	11,159	0	2,790
									Grand Total	5,193,692	3,629,649	1,491,497	55,832

Region	FACode	Profit	Rte/Sys	Town	Description	Phase	Year	Req01	Req02	Req03	Req04	Req05	Req06	Req07	Req08	Req09	Req10	Req11	Req12	Req13	Req14	Req15
70	5317J	0170-TNF4	VARIOUS BUS	OTHER URBAN AREA	NEW FREEDOM - OTHER URBAN AREA	OTH	2013	NA	REQ	NA	NA	REQ	NA	NA	NA	NA	NA	NA	NA	REQ	NA	NA
70	5317J	0170-TNF4	VARIOUS BUS	OTHER URBAN AREA	NEW FREEDOM - OTHER URBAN AREA	OTH	2014	NA	REQ	NA	NA	REQ	NA	NA	NA	NA	NA	NA	NA	REQ	NA	NA
70	5317J	0170-TNF4	VARIOUS BUS	OTHER URBAN AREA	NEW FREEDOM - OTHER URBAN AREA	OTH	2015	NA	REQ	NA	NA	REQ	NA	NA	NA	NA	NA	NA	NA	REQ	NA	NA
70	5317J	0170-TNF5	VARIOUS BUS	RURAL	NEW FREEDOM - RURAL	OTH	2012	NA	NA	REQ	REQ	NA	NA	NA	NA	NA	NA	NA	NA	NA	REQ	REQ
70	5317J	0170-TNF5	VARIOUS BUS	RURAL	NEW FREEDOM - RURAL	OTH	2013	NA	NA	REQ	REQ	NA	NA	NA	NA	NA	NA	NA	NA	NA	REQ	REQ
70	5317J	0170-TNF5	VARIOUS BUS	RURAL	NEW FREEDOM - RURAL	OTH	2014	NA	NA	REQ	REQ	NA	NA	NA	NA	NA	NA	NA	NA	NA	REQ	REQ
70	5317J	0170-TNF5	VARIOUS BUS	RURAL	NEW FREEDOM - RURAL	OTH	2015	NA	NA	REQ	REQ	NA	NA	NA	NA	NA	NA	NA	NA	NA	REQ	REQ
73	BRX	0138-0221	1-95	STRATFORD	BR #135, STRTFRD 1-95 OVER HOUSATONIC RVR & MAUGATUCK AVE. - AC CONV.	CON	2012	NA	NA	NA	NA	NA	NA	REQ	REQ	NA	NA	NA	NA	NA	NA	NA
73	BRX	0138-0221	1-95	STRATFORD	REPLACE BR 00135, MOSES WHEELER. - AC CONVERSION	CON	2013	NA	NA	NA	NA	NA	NA	REQ	REQ	NA	NA	NA	NA	NA	NA	NA
75	CMAQ	0170-3091	VARIOUS	STATEWIDE	FY12: CONNECTICUT CLEAN FUELS (NY-NJ-CT MODERATE)	OTH	2012	REQ	REQ	NA	NA	REQ	REQ	REQ	REQ	NA	NA	REQ	REQ	NA	NA	NA
75	CMAQ	0170-3092	VARIOUS	STATEWIDE	FY12: CONNECTICUT CLEAN FUELS (GREATER CT MODERATE)	OTH	2012	NA	REQ	REQ	REQ	REQ	REQ	REQ	REQ	NA	REQ	REQ	REQ	REQ	REQ	REQ
75	CMAQ	0170-3093	VARIOUS	STATEWIDE	FY12: STATEWIDE TRANSPORTATION DEMAND MANAGEMENT (NY-NJ-CT MODERATE)	OTH	2012	REQ	REQ	NA	NA	REQ	REQ	REQ	REQ	NA	REQ	REQ	REQ	NA	NA	NA
75	CMAQ	0170-3094	VARIOUS	STATEWIDE	FY12: STATEWIDE TRANSPORTATION DEMAND MANAGEMENT (GREATER CT MODERATE)	OTH	2012	NA	REQ	REQ	REQ	REQ	REQ	REQ	REQ	NA	REQ	REQ	REQ	REQ	REQ	REQ
75	CMAQ	0170-3095	VARIOUS	STATEWIDE	FY12: TELECOMMUTING PARTNERSHIP (NY-NJ-CT MODERATE)	OTH	2012	REQ	REQ	NA	NA	REQ	REQ	REQ	REQ	NA	REQ	REQ	REQ	NA	NA	NA
75	CMAQ	0170-3096	VARIOUS	STATEWIDE	FY12: TELECOMMUTING PARTNERSHIP (GREATER CT MODERATE)	OTH	2012	NA	REQ	REQ	REQ	REQ	REQ	REQ	REQ	NA	REQ	REQ	REQ	REQ	REQ	REQ
75	CMAQ	0170-3097	VARIOUS	STATEWIDE	FY12: STATEWIDE MARKETING (NY-NJ-CT MODERATE)	OTH	2012	REQ	REQ	NA	NA	REQ	REQ	REQ	REQ	NA	REQ	REQ	REQ	NA	NA	NA
75	CMAQ	0170-3098	VARIOUS	STATEWIDE	FY12: STATEWIDE MARKETING (GREATER CT MODERATE)	OTH	2012	NA	REQ	REQ	REQ	REQ	REQ	REQ	REQ	NA	REQ	REQ	REQ	REQ	REQ	REQ
75	CMAQ	0170-3099	VARIOUS	GREATER CT MODERATE	FY12: ADVANCED TECH BUSES	OTH	2012	NA	REQ	REQ	REQ	REQ	REQ	REQ	REQ	NA	REQ	REQ	REQ	REQ	REQ	REQ
75	CMAQ	0170-3100	VARIOUS	STATEWIDE	FY13: CONNECTICUT CLEAN FUELS (NY-NJ-CT MODERATE)	OTH	2013	REQ	REQ	NA	NA	REQ	REQ	REQ	REQ	NA	REQ	REQ	REQ	NA	NA	NA
75	CMAQ	0170-3101	VARIOUS	STATEWIDE	FY13: CONNECTICUT CLEAN FUELS (GREATER CT MODERATE)	OTH	2013	NA	REQ	REQ	REQ	REQ	REQ	REQ	REQ	NA	REQ	REQ	REQ	REQ	REQ	REQ
75	CMAQ	0170-3102	VARIOUS	STATEWIDE	FY13: STATEWIDE TRANSPORTATION DEMAND MANAGEMENT (NY-NJ-CT MODERATE)	OTH	2013	REQ	REQ	NA	NA	REQ	REQ	REQ	REQ	NA	REQ	REQ	REQ	NA	NA	NA
75	CMAQ	0170-3103	VARIOUS	STATEWIDE	FY13: STATEWIDE TRANSPORTATION DEMAND MANAGEMENT (GREATER CT MODERATE)	OTH	2013	NA	REQ	REQ	REQ	REQ	REQ	REQ	REQ	NA	REQ	REQ	REQ	REQ	REQ	REQ
75	CMAQ	0170-3104	VARIOUS	STATEWIDE	FY13: TELECOMMUTING PARTNERSHIP (NY-NJ-CT MODERATE)	OTH	2013	REQ	REQ	REQ	REQ	REQ	REQ	REQ	REQ	NA	REQ	REQ	REQ	REQ	REQ	REQ
75	CMAQ	0170-3105	VARIOUS	STATEWIDE	FY13: TELECOMMUTING PARTNERSHIP (GREATER CT MODERATE)	OTH	2013	NA	REQ	REQ	REQ	REQ	REQ	REQ	REQ	NA	REQ	REQ	REQ	REQ	REQ	REQ
75	CMAQ	0170-3106	VARIOUS	STATEWIDE	FY13: STATEWIDE MARKETING (NY-NJ-CT MODERATE)	OTH	2013	REQ	REQ	NA	NA	REQ	REQ	REQ	REQ	NA	REQ	REQ	REQ	REQ	REQ	REQ
75	CMAQ	0170-3107	VARIOUS	STATEWIDE	FY13: STATEWIDE MARKETING (GREATER CT MODERATE)	OTH	2013	NA	REQ	REQ	REQ	REQ	REQ	REQ	REQ	NA	REQ	REQ	REQ	REQ	REQ	REQ
75	CMAQ	0170-3108	VARIOUS	GREATER CT MODERATE	FY13: ADVANCED TECH BUSES	OTH	2013	NA	REQ	REQ	REQ	REQ	REQ	REQ	REQ	NA	REQ	REQ	REQ	REQ	REQ	REQ
75	CMAQ	0170-3109	VARIOUS	STATEWIDE	FY14: CONNECTICUT CLEAN FUELS (NY-NJ-CT MODERATE)	OTH	2014	REQ	REQ	NA	NA	REQ	REQ	REQ	REQ	NA	REQ	REQ	REQ	REQ	REQ	REQ
75	CMAQ	0170-3110	VARIOUS	STATEWIDE	FY14: CONNECTICUT CLEAN FUELS (GREATER CT MODERATE)	OTH	2014	NA	REQ	REQ	REQ	REQ	REQ	REQ	REQ	NA	REQ	REQ	REQ	REQ	REQ	REQ
75	CMAQ	0170-3111	VARIOUS	STATEWIDE	FY14: STATEWIDE TRANSPORTATION DEMAND MANAGEMENT (NY-NJ-CT MODERATE)	OTH	2014	REQ	REQ	NA	NA	REQ	REQ	REQ	REQ	NA	REQ	REQ	REQ	REQ	REQ	REQ
75	CMAQ	0170-3112	VARIOUS	STATEWIDE	FY14: STATEWIDE TRANSPORTATION DEMAND MANAGEMENT (GREATER CT MODERATE)	OTH	2014	NA	REQ	REQ	REQ	REQ	REQ	REQ	REQ	NA	REQ	REQ	REQ	REQ	REQ	REQ
75	CMAQ	0170-3113	VARIOUS	STATEWIDE	FY14: TELECOMMUTING PARTNERSHIP (NY-NJ-CT MODERATE)	OTH	2014	REQ	REQ	NA	NA	REQ	REQ	REQ	REQ	NA	REQ	REQ	REQ	REQ	REQ	REQ
75	CMAQ	0170-3114	VARIOUS	STATEWIDE	FY14: TELECOMMUTING PARTNERSHIP (GREATER CT MODERATE)	OTH	2014	NA	REQ	REQ	REQ	REQ	REQ	REQ	REQ	NA	REQ	REQ	REQ	REQ	REQ	REQ
75	CMAQ	0170-3115	VARIOUS	STATEWIDE	FY14: STATEWIDE MARKETING (NY-NJ-CT MODERATE)	OTH	2014	REQ	REQ	NA	NA	REQ	REQ	REQ	REQ	NA	REQ	REQ	REQ	REQ	REQ	REQ
75	CMAQ	0170-3116	VARIOUS	STATEWIDE	FY14: STATEWIDE MARKETING (GREATER CT MODERATE)	OTH	2014	NA	REQ	REQ	REQ	REQ	REQ	REQ	REQ	NA	REQ	REQ	REQ	REQ	REQ	REQ
75	CMAQ	0170-3117	VARIOUS	GREATER CT MODERATE	FY14: ADVANCED TECH BUSES	OTH	2014	NA	REQ	REQ	REQ	REQ	REQ	REQ	REQ	NA	REQ	REQ	REQ	REQ	REQ	REQ
75	CMAQ	0170-3118	VARIOUS	STATEWIDE	FY15: CONNECTICUT CLEAN FUELS (NY-NJ-CT MODERATE)	OTH	2015	REQ	REQ	NA	NA	REQ	REQ	REQ	REQ	NA	REQ	REQ	REQ	REQ	REQ	REQ
75	CMAQ	0170-3119	VARIOUS	STATEWIDE	FY15: CONNECTICUT CLEAN FUELS (GREATER CT MODERATE)	OTH	2015	NA	REQ	REQ	REQ	REQ	REQ	REQ	REQ	NA	REQ	REQ	REQ	REQ	REQ	REQ
75	CMAQ	0170-3120	VARIOUS	STATEWIDE	FY15: STATEWIDE TRANSPORTATION DEMAND MANAGEMENT (NY-NJ-CT MODERATE)	OTH	2015	REQ	REQ	NA	NA	REQ	REQ	REQ	REQ	NA	REQ	REQ	REQ	REQ	REQ	REQ
75	CMAQ	0170-3121	VARIOUS	STATEWIDE	FY15: STATEWIDE TRANSPORTATION DEMAND MANAGEMENT (GREATER CT MODERATE)	OTH	2015	NA	REQ	REQ	REQ	REQ	REQ	REQ	REQ	NA	REQ	REQ	REQ	REQ	REQ	REQ
75	CMAQ	0170-3122	VARIOUS	STATEWIDE	FY15: TELECOMMUTING PARTNERSHIP (NY-NJ-CT MODERATE)	OTH	2015	REQ	REQ	NA	NA	REQ	REQ	REQ	REQ	NA	REQ	REQ	REQ	REQ	REQ	REQ
75	CMAQ	0170-3123	VARIOUS	STATEWIDE	FY15: TELECOMMUTING PARTNERSHIP (GREATER CT MODERATE)	OTH	2015	NA	REQ	REQ	REQ	REQ	REQ	REQ	REQ	NA	REQ	REQ	REQ	REQ	REQ	REQ
75	CMAQ	0170-3124	VARIOUS	STATEWIDE	FY15: STATEWIDE MARKETING (NY-NJ-CT MODERATE)	OTH	2015	REQ	REQ	NA	NA	REQ	REQ	REQ	REQ	NA	REQ	REQ	REQ	REQ	REQ	REQ
75	CMAQ	0170-3125	VARIOUS	STATEWIDE	FY15: STATEWIDE MARKETING (GREATER CT MODERATE)	OTH	2015	NA	REQ	REQ	REQ	REQ	REQ	REQ	REQ	NA	REQ	REQ	REQ	REQ	REQ	REQ
75	CMAQ	0170-3126	VARIOUS	GREATER CT MODERATE	FY15: ADVANCED TECH BUSES	OTH	2015	NA	REQ	REQ	REQ	REQ	REQ	REQ	REQ	NA	REQ	REQ	REQ	REQ	REQ	REQ
71	CMAQ	0171-0305	BUSWAY	NEW BRITAIN/HARTFORD	FUNDING FOR THE NEW BRITAIN - HARTFORD BUSWAY TRANSFER TO FTA	ALL	2012	NA	NA	NA	NA	NA	NA	NA	REQ	REQ	REQ	REQ	NA	NA	NA	NA
71	CMAQ	0171-0305	BUSWAY	NEW BRITAIN/HARTFORD	FUNDING FOR THE NEW BRITAIN - HARTFORD BUSWAY TRANSFER TO FTA	ALL	2013	NA	NA	NA	NA	NA	NA	NA	REQ	REQ	REQ	REQ	NA	NA	NA	NA
13, 15	1M	0057-0117	1-395	GRISWOLD/PLAINFIELD	PAVEMENT PRESERVATION; GRISWOLD AND PLAINFIELD, MP 24.01 to MP 35.13	CON	2012	NA	NA	NA	NA	NA	NA	NA	NA	NA	NA	NA	REQ	NA	NA	REQ
73	1M	0138-0221	1-95	STRATFORD	REPLACE BR 00135, MOSES WHEELER. - AC CONVERSION	CON	2012	NA	NA	NA	NA	NA	NA	REQ	REQ	NA	NA	NA	NA	NA	NA	NA
73	1M	0138-0221	1-95	STRATFORD	REPLACE BR 00135, MOSES WHEELER. - AC CONVERSION	CON	2013	NA	NA	NA	NA	NA	NA	REQ	REQ	NA	NA	NA	NA	NA	NA	NA
73	1M	0138-0221	1-95	STRATFORD	REPLACE BR 00135, MOSES WHEELER. - AC CONVERSION	CON	2014	NA	NA	NA	NA	NA	NA	REQ	REQ	NA	NA	NA	NA	NA	NA	NA
70	1M	0170-2875	VARIOUS	VARIOUS	REHAB 5 CULVERTS, 1-95 GUILFORD, 1-395 MONTVILLE & THOMPSON	CON	2013	NA	NA	NA	NA	NA	NA	NA	REQ	REQ	NA	NA	NA	REQ	NA	REQ
71	1M	0171-0304	1-84	DISTRICT 1	UPDATE SIGNING VINC. EXIT 30 TO EXIT 52	CON	2014	NA	NA	NA	NA	NA	NA	NA	NA	REQ	REQ	REQ	NA	NA	NA	REQ
10,14	NHS	0076-0216	CT 6	MANCHESTER/BOLTON/COVENTRY/ANDOVER	PAVEMENT PRESERVATION. - (MP 74.178-76.283, 77.259-83.024)	CON	2012	NA	NA	NA	NA	NA	NA	NA	NA	REQ	REQ	REQ	REQ	REQ	REQ	REQ
73	NHS	0138-0221	1-95	STRATFORD	REPLACE BR 00135, MOSES WHEELER. - AC CONVERSION	CON	2012	NA	NA	NA	NA	NA	NA	REQ	REQ	NA	NA	NA	NA	NA	NA	NA
72	NHS	0172-0392	VARIOUS	VARIOUS	REHAB 5 CULVERTS, CT 2 IN MARLBOROUGH, COLCHESTER & PRESTON	CON	2013	NA	NA	NA	NA	NA	NA	NA	REQ	REQ	REQ	REQ	REQ	REQ	REQ	REQ
73	NHS	0173-0407	VARIOUS	BRIDGEPORT	STAFF BPT. OPS. CTR. SERVING BRAINFORD TO NY STATE LINE (8/1/10-7/31/12) - AC CONVERSION	CON	2012	REQ	REQ	NA	NA	NA	NA	REQ	REQ	REQ	REQ	REQ	REQ	REQ	REQ	REQ
9, 11	STPA	0033-0128	CT 9	CROMWELL/BERLIN	PAVEMENT PRESERVATION. - (MP (NB)27.598-34.502 (SB)34.454-27.608)	CON	2012	NA	NA	NA	NA	NA	NA	NA	REQ	REQ	REQ	REQ	REQ	REQ	REQ	REQ
70	STPA	0170-2876	VARIOUS	SOUTHURBY/WESTON	REHAB 3 CULVERTS, CT 188 SOUTHURBY & CT 57 WESTON	RW	2012	REQ	REQ	NA	NA	REQ	REQ	REQ	REQ	NA	NA	NA	NA	NA	NA	NA
70	STPA	0170-2876	VARIOUS	SOUTHURBY/WESTON	REHAB 3 CULVERTS, CT 188 SOUTHURBY & CT 57 WESTON	CON	2013	REQ	REQ	NA	NA	REQ	REQ	REQ	REQ	NA	NA	NA	NA	NA	NA	NA
71	STPA	0171-0305	BUSWAY	NEW BRITAIN/HARTFORD	FUNDING FOR THE NEW BRITAIN - HARTFORD BUSWAY	ALL	2012	NA	NA	NA	NA	NA	NA	NA	REQ	REQ	REQ	REQ	REQ	REQ	REQ	REQ
71	STPA	0171-0305	BUSWAY	NEW BRITAIN/HARTFORD	FUNDING FOR THE NEW BRITAIN - HARTFORD BUSWAY	ALL	2013	NA	NA	NA	NA	NA	NA	NA	REQ	REQ	REQ	REQ	REQ	REQ	REQ	REQ
72	STPA	0172-0394	VARIOUS	FRANKLIN, MANSFIELD	REHAB 2 CULVERTS, CT 207 IN FRANKLIN AND SSR 430 IN MANSFIELD	CON	2013	NA	NA	NA	NA	NA	NA	NA	REQ	REQ	REQ	REQ	REQ	REQ	REQ	REQ
73	STPA	0173-0415	VARIOUS	TRUMBULL, WESTON	CULVERT REHAB: TRUMBULL & WESTON (06750, 06768, 06778)	ROW	2012	REQ	REQ	NA	NA	NA	NA	REQ	REQ	REQ	REQ	REQ	REQ	REQ	REQ	REQ
73	STPA	0173-0415	VARIOUS	TRUMBULL, WESTON	CULVERT REHAB: TRUMBULL & WESTON (06750, 06768, 06778)	CON	2013	REQ	REQ	NA	NA	NA	NA	REQ	REQ	REQ	REQ	REQ	REQ	REQ	REQ	REQ
73	STPBs	0015-0346	URBAN PROGRAM	GREATER BRIDGEPORT	DESIGN ACTIVITIES: STPB- URBAN PROGRAM - AC CONVERSION	PL	2012	REQ	REQ	NA	NA	NA	REQ	REQ	REQ	REQ	REQ	REQ	REQ	REQ	REQ	REQ
71	STPH	0063-0664	URBAN PROGRAM	GREATER HARTFORD	DESIGN ACTIVITIES: STPH- URBAN PROGRAM - AC CONVERSION	PL	2012	NA	NA	NA	NA	NA	NA	REQ	REQ	REQ	REQ	REQ	REQ	REQ	REQ	REQ
70	STPO	0170-2999	URBAN PROGRAM	VARIOUS	DESIGN ACTIVITIES: STPO- URBAN PROGRAM - AC CONVERSION	PL	2012	NA	REQ	NA	REQ	REQ										

**State of Connecticut
Department of Transportation**

